REVISIONS				
ZONE	REV.	DESCRIPTION	DATE	APPROVED
	–	ORIGINAL RELEASE	05/31/08	

DESCRIPTION:

PFC model number CL1848-304-CD-NFF is a Combline filter with type N female connectors in and out. All filters will be machined and silver plated to provide the highest possible Q.

SPECIFICATIONS:

- CENTER FREQUENCY: 1848 MHz
- 3dB BANDWIDTH: 304 MHz
- VSWR IN THE PASS BAND: 1.5:1 MAX.
- INSERTION LOSS (PASSBAND) < 2 dB at Fc.
- REJECTION FROM DC TO 930 MHz: 60 dB min from DC - 848 MHz
- POWER HANDLING 100 WATT AVERAGE

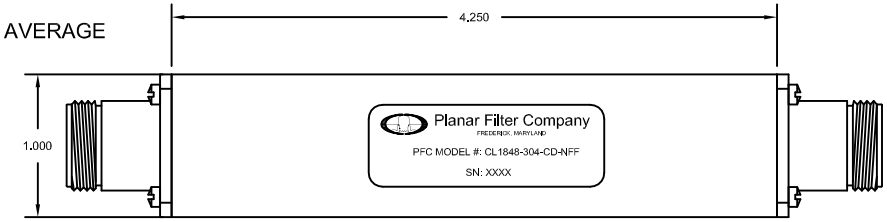

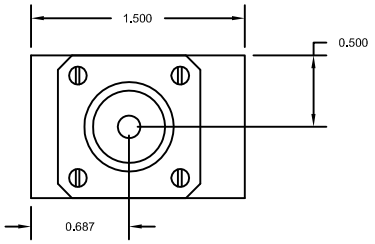

- CONNECTORS: TYPE N FEMALE CONNECTORS
- APPROXIMATE SIZE 4.25" (L) x 1.00" (W) x 1.50" (H)



ENVIRONMENTAL RATINGS:

- TEMPERATURE: -55°C TO +85°C (OPERATING)
  -65°C TO +125°C (STORAGE)
- HUMIDITY: MIL-STD-202F, METHOD 103B COND. B
- SHOCK: MIL-STD-202F, METHOD 213B COND. B
- VIBRATION: MIL-STD-202F, METHOD 204D COND. B
- ALTITUDE: MIL-STD-202F, METHOD 105C COND. B
- SALT FOG: MIL-STD-202F, METHOD 107D COND. A
- FUNGUS: MIL-STD-810C, METHOD 508.2
- TEMPERATURE CYCLE: MIL-STD-202F, METHOD 107

ALL DIMENSIONS ARE IN INCHES
TOLERANCES:
X.XX ±0.010
X.XXX ±0.005

PART NO. 27008703	
APPROVALS	DATE
DRAWN HOA	5/31/08
CHECKED	
ISSUED	

Planar Filter Company
7311G Grove Road, Fredrick, Maryland

TITLE
OUTLINE DRAWING
CL1848–304–CD–NFF

SIZE	FSCM NO.	DWG NO.	REV.
A	1QJW0	27008703	–

SCALE N/A SHEET 1 OF 1

NOTE: THE ABOVE SPECIFICATIONS ARE SUBJECT TO CHANGE OR REVISION