PART NUMBER	ITEM ① BASE	ITEM ② INTERFACE	ITEM ③ INSULATOR	ITEM ④ CONTACT
133-3801-201	BRASS GOLD PL .00001 MIN OVER NICKEL PL .00005 MIN OVER COPPER PL .00005 MIN	BERYLLIUM COPPER GOLD PL .00003 MIN OVER NICKEL PL .00005 MIN OVER COPPER PL .00005 MIN	TEFLON	BRASS GOLD PL .00003 MIN OVER NICKEL PL .00005 MIN OVER COPPER PL .00005 MIN
133-3801-206	BRASS NICKEL PL .0001 MIN OVER COPPER PL .00005 MIN	BERYLLIUM COPPER NICKEL PL .0001 MIN OVER COPPER PL .00005 MIN	TEFLON	BRASS GOLD PL .00003 MIN OVER NICKEL PL .00005 MIN OVER COPPER PL .00005 MIN

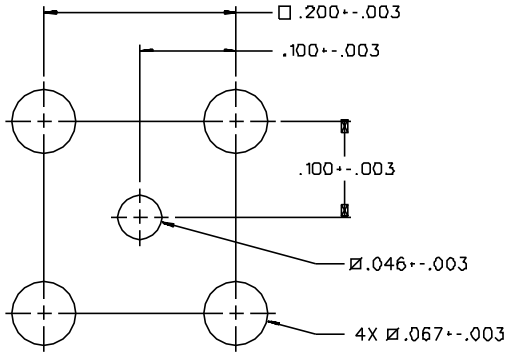

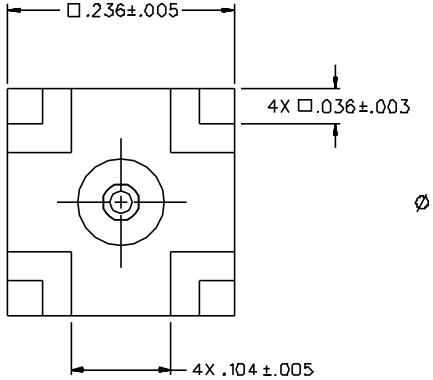

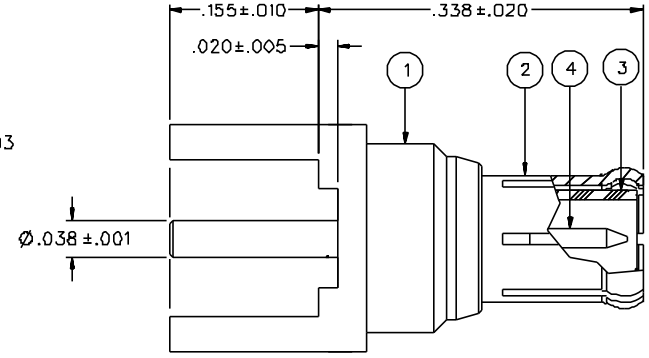

MOUNTING HOLE LAYOUT

NOTES:

1. SPECIFICATIONS:

IMPEDANCE: 50 OHMS
FREQUENCY RANGE: 0-6 GHz
VSWR: NOT APPLICABLE
WORKING VOLTAGE: 335 VRMS MAX AT SEA LEVEL
DIELECTRIC WITHSTANDING VOLTAGE: 1000 VRMS MIN AT SEA LEVEL
INSULATION RESISTANCE: 10000 MEGOHM MIN
CONTACT RESISTANCE:
CENTER CONTACT - INITIAL 5 MILLIOHM MAX, AFTER ENVIRONMENTAL 8 MILLIOHM MAX
OUTER CONDUCTOR - GOLD PLATED INITIAL 1 MILLIOHM MAX, AFTER ENVIRONMENTAL 1.5 MILLIOHM MAX
NICKEL PLATED INITIAL 2.5 MILLIOHM MAX, AFTER ENVIRONMENTAL 3.5 MILLIOHM MAX
BRAID TO BODY - NOT APPLICABLE
CORONA LEVEL: 250 VOLTS MINIMUM AT 70,000 FEET
INSERTION LOSS: NOT APPLICABLE
RF LEAKAGE: NOT APPLICABLE
RF HIGH POTENTIAL WITHSTANDING VOLTAGE: 600 VRMS AT 4 AND 7 MHZ

MECHANICAL:

ENGAGE/DISENGAGE FORCE: 5.6 LBS MAX ENGAGEMENT
1.0 LB MIN DISENGAGEMENT
8.0 LBS MAX DISENGAGEMENT
CONTACT RETENTION FORCE: 2.3 LBS MIN AXIAL FORCE
CONTACT RETENTION TORQUE: NOT APPLICABLE
COUPLING MECHANISM RETENTION: 20 LBS MIN AXIAL FORCE
CABLE ACCEPTABILITY: NOT APPLICABLE
CABLE HEX CRIMP SIZE: NOT APPLICABLE
CABLE RETENTION: NOT APPLICABLE
DURABILITY: 500 CYCLES MIN

ENVIRONMENTAL:

(MEETS OR EXCEEDS THE APPLICABLE PARAGRAPH OF MIL-C-39012)
THERMAL SHOCK: MIL-STD-202, METHOD 107, CONDITION F
OPERATING TEMPERATURE: -65 DEG C TO 165 DEG C
CORROSION: MIL-STD-202, METHOD 101, CONDITION B
SHOCK: MIL-STD-202, METHOD 213, CONDITION B
VIBRATION: MIL-STD-202, METHOD 204, CONDITION B
MOISTURE: MIL-STD-202, METHOD 106

DRAWING NO.
C - 133-3801-201/210

0	REVISIONS		
ENGINEERING RELEASE			
1	7-26-96	RH ☒ TAK ☒ RJB ☒	8-9-96 ECN 44166
CHANGED: 5.6 LBS MAX ENGAGE WAS 3.4 LBS, 1.0/8.0 MIN/MAX DISENGAGE WAS 5 LBS TYPICAL 2.3 LBS RETENTION WAS 4 LBS			
1a	10-5-00	RH ☒ TAK ☒ RJB ☒	11-21-00 ECN 47338
VERSION UPDATE * REVISION NUMBER FOLLOWED BY AN ALPHA * CHARACTER INDICATES DRAWING CLARIFICATION OR PART NUMBER ADDITION ONLY. *			
1b	3-8-01	RH ☒ TAK ☒ RJB ☒	ECN 47578

CUSTOMER DRAWING

THIS DRAWING TO BE INTERPRETED PER ANSI Y 14.5M - 1982

"μSTATION"

COMPANY CONFIDENTIAL

TOLERANCE UNLESS OTHERWISE SPECIFIED		DRAWN BY	DATE
DECIMALS	mm	SWC	5-2-96
.XX ———	———	CHECKED BY	DATE
.XXX ———	———	SWC	7-26-96
MATL ———		APPROVED BY TAK	DATE 8-5-96
FINISH ———		APPROVED BY RJB	DATE 8-5-96
		RELEASE DATE	8-9-96

Johnson Components
299 Johnson Ave.
P.O. Box 1732
Waseca, MN 56093-0832

TITLE: PLUG ASSEMBLY
STRAIGHT PC MOUNT
MCX

CODE NO. | DRAWING NO. C - 133-3801-201/210

SCALE 10:1 | U/M INCH | SHEET 2 OF 2