P2 CONN TYPE	FIG NO	P1 CONN TYPE																							
		BJ77						BJ77TL						BJ77FL						BJ377					
		SCHEMATICS																							
		A1	A2	A3	A4	A5	A6	A1	A2	A3	A4	A5	A6	A1	A2	A3	A4	A5	A6	A1	A2	A3	A4	A5	A6
		DASH NUMBERS																							
PL153	1A	-1	-2	-3	-4	-5	-6	-7	-8	-9	-10	-11	-12	-13	-14	-15	-16	-17	-18	-19	-20	-21	-22	-23	-24
PL155	1B	-25	-26	-27	-28	-29	-30	-31	-32	-33	-34	-35	-36	-37	-38	-39	-40	-41	-42	-43	-44	-45	-46	-47	-48
PL155FL	1B	-49	-50	-51	-52	-53	-54	-55	-56	-57	-58	-59	-60	-61	-62	-63	-64	-65	-66	-67	-68	-69	-70	-71	-72
PL3155	2	-73	-74	-75	-76	-77	-78	-79	-80	-81	-82	-83	-84	-85	-86	-87	-88	-89	-90	-91	-92	-93	-94	-95	-96
BJ154	3A	-97	-98	-99	-100	-101	-102	-103	-104	-105	-106	-107	-108	-109	-110	-111	-112	-113	-114	-115	-116	-117	-118	-119	-120
BJ154FL	3A	-121	-122	-123	-124	-125	-126	-127	-128	-129	-130	-131	-132	-133	-134	-135	-136	-137	-138	-139	-140	-141	-142	-143	-144
BJ3154	3B	-145	-146	-147	-148	-149	-150	-151	-152	-153	-154	-155	-156	-157	-158	-159	-160	-162	-163	-164	-165	-166	-167	-168	-169
BJ159	4A	-169	-170	-171	-172	-173	-174	-175	-176	-177	-178	-179	-180	-181	-182	-183	-184	-185	-186	-187	-188	-189	-190	-191	-192
BJ159FL	4A	-193	-194	-195	-196	-197	-198	-199	-200	-201	-202	-203	-204	-205	-206	-207	-208	-209	-210	-211	-212	-213	-214	-215	-216
BJ3159	4B	-217	-218	-219	-220	-221	-222	-223	-224	-225	-226	-227	-228	-229	-230	-231	-232	-233	-234	-235	-236	-237	-238	-239	-240
CJ150	5A	-241	-242	-243	-244	-245	-246	-247	-248	-249	-250	-251	-252	-253	-254	-255	-256	-257	-258	-259	-260	-261	-262	-263	-264
CJ150FL	5A	-265	-266	-267	-268	-269	-270	-271	-272	-273	-274	-275	-276	-277	-278	-279	-280	-281	-282	-283	-284	-285	-286	-287	-288
CJ3150	5B	-289	-290	-291	-292	-293	-294	-295	-296	-297	-298	-299	-300	-301	-302	-303	-304	-305	-306	-307	-308	-309	-310	-311	-312

DATA CONTAINED IN THIS DOCUMENT IS PROPRIETARY TO TROMPETER ELECTRONICS INC. AND SHALL NOT BE DISCLOSED, COPIED OR USED FOR PROCUREMENT OR MANUFACTURE WITHOUT EXPRESS WRITTEN PERMISSION OF TROMPETER ELECTRONICS INC.

REVISIONS		22-16	SH 1
REV	DESCRIPTION	DATE	APPROVED
B	REVISED PER ECO 15783	2-18-05	[illegible]
C	ECO 56220	5-11-16	M. A

RED INDICATES ORIGINAL

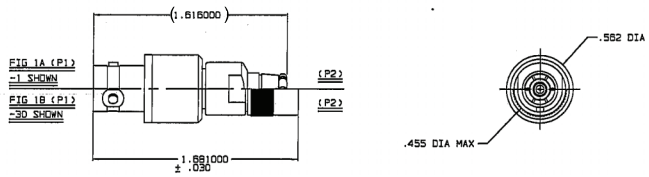

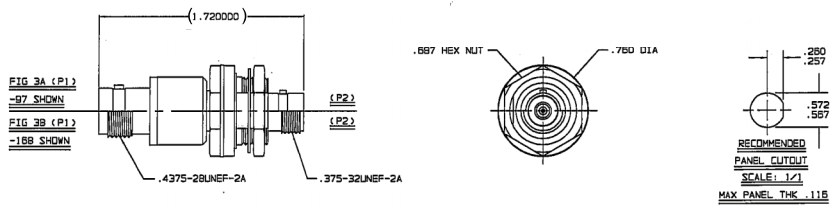

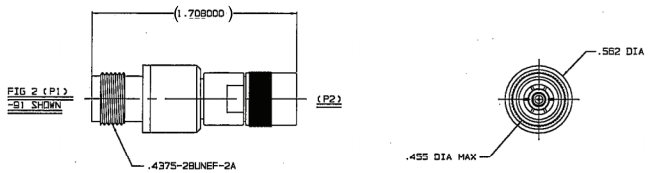

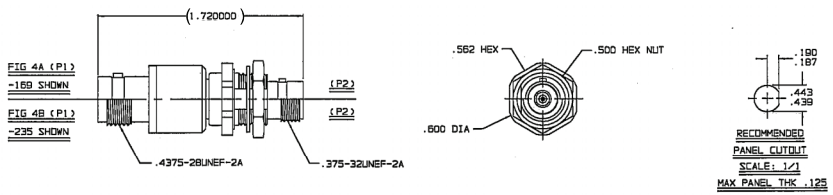

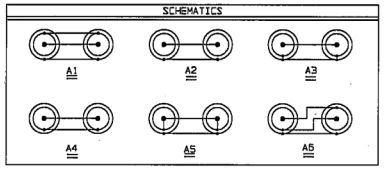

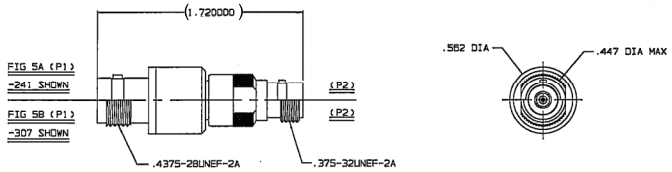

5. EXAMPLE OF COMPLETE MODEL NO:
   AD - BJ77 - A1 - PL153
   ADAPTER — (P1) CONN TYPE — SCHEMATIC — (P2) CONN TYPE
4. EXAMPLE OF COMPLETE PART NO:
   22-16-1
   BASIC PART NO — DASH NO
3. BETWEEN SERIES ADAPTER, 2/3/4-LUG & THREADED CONCENTRIC TWINAX/TRIAX TRB & TRT TYPE TO COMPLETE "150" SERIES
2. FINISH BODY NICKEL
1. ALL DIM ARE IN INCHES

INTERPRET DRAWING PER MIL-STD-100. DIMENSIONS ARE IN INCHES AND INCLUDE FINISH THICKNESS UNLESS OTHERWISE SPECIFIED	TOL: UNLESS SPECIFIED .XX .XXX ±.005 .XXXX ANGLES	TROMPETER ELECTRONICS, INC.	
DRAWN AAH 2-17-05	MATERIAL:	TITLE: ADAPTERS BJ77/TL/FL/377 TO COMPLETE "150" SERIES	
CHECKED [illegible] 2-17-05			
QUALITY MS 2/18/05	FINISH:		
MANUF BSP 2/18/05		SIZE B / CAGE CODE 14949	DRAWING NO. 22-16 / REV. C
APPROVED [illegible] 2/18/05			
NEXT ASSY	CAD FILE NO. 22-16B	DO NOT SCALE DWG	SCALE 2/1 / DATE: 1/30/87 / SHEET 1C