REVISIONS				
ZONE	REV	DESCRIPTION	DATE	APPROVED

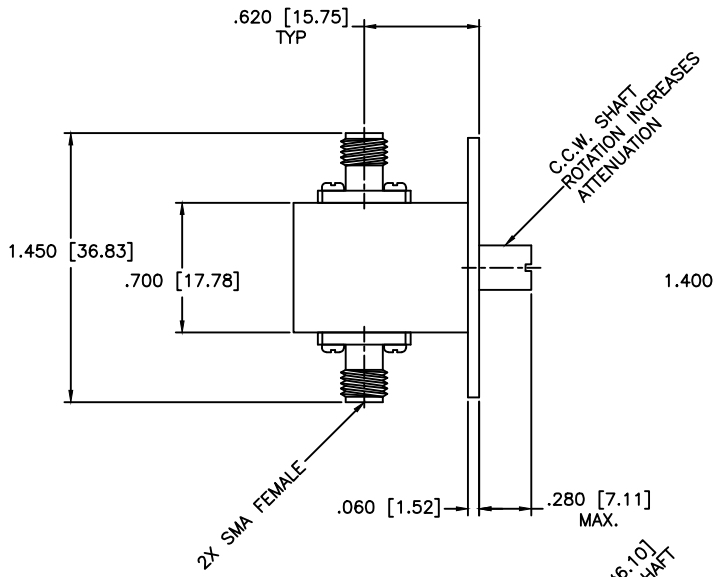

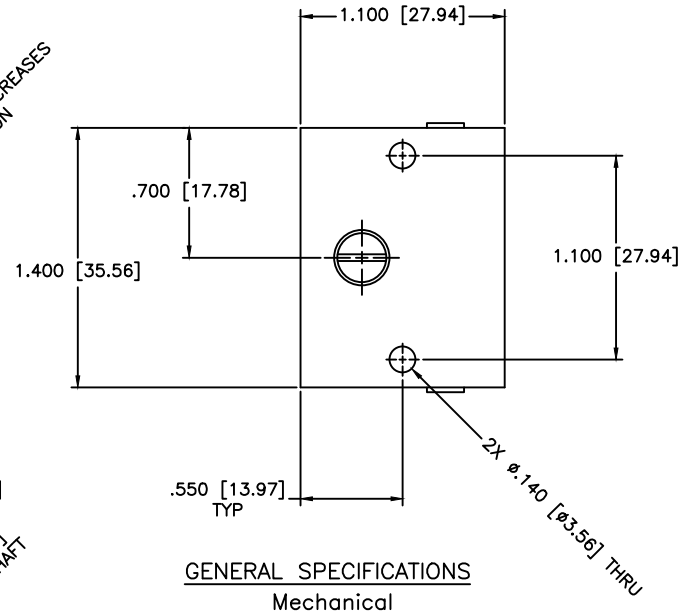

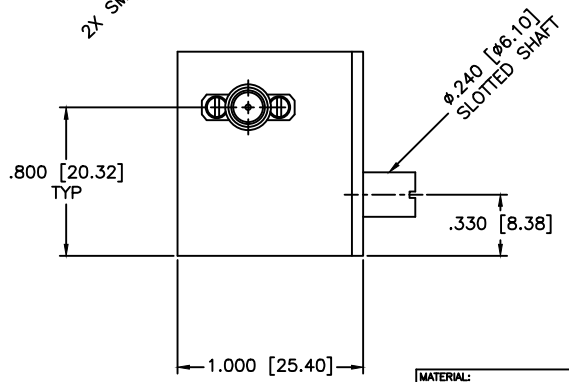

GENERAL SPECIFICATIONS

Mechanical
Body: Aluminum
Connectors: Stainless Steel
Finish: Corrosion resistant 316 stainless steel epoxy coating IAW MIL–F–14072 Color Dusty Grey
Electrical
RF Power: 0.5W Average
RF Connectors:
50 Ohm SMA Female or 75 Ohm BNC Female
Environmental
Temperature: –24°C to +70°C

MATERIAL:

MCLI
MICROWAVE COMMUNICATIONS LABORATORIES INC.
7255 30TH AVE. N. SAINT PETERSBURG, FL 33710
TEL: (727) 344–6254 FAX: (727) 381–6116
hhtp://WWW.MCLI.COM

SCALE: N/A
SHEET: N/A

UNLESS OTHERWISE SPECIFIED:
TOLERANCES
IN (INCHES) OR [mm] (MILLIMETERS)
FRACTIONS: ± 1/64
DECIMALS: ±.01 ±.005
ANGLE: ±1/2°

DRAWING TITLE: CONTINUOUSLY VARIABLE ATTENUATOR

PART NO. AF–X

DRAWN: Paiboon Luekhamhan — DATE: 08–12–2016

APPROVED: T. Nguyen — DATE: 08–12–2016

PROPRIETARY NOTICE:
THE INFORMATION IN THIS DRAWING IS PROPRIETARY AND SHALL NOT BE USED OR DISCLOSED WITHOUT WRITTEN PERMISSION FROM MICROWAVE COMMUNICATIONS LABORATORIES INC. (MCLI)

THIRD ANGLE PROJECTION

CAGE CODE: 0D2L5
SIZE: N/A
REV: N/A
DO NOT SCALE THE DRAWING
DWG NO. XXXXX