

Q-Band Waveguide Bi-Directional Coupler, 10 dB

Description:

Model SWD-1040H-22-BB is a Q band, four-port waveguide bi-directional coupler that delivers a 10 dB nominal coupling level and 35 dB minimum directivity across the full waveguide band from 33 to 50 GHz. The four-port coupler uses a traditional multi-hole and split block design to achieve flat coupling level, high directivity, and low insertion loss. The interfaces of the coupler are WR-22 waveguides with UG-383/U flanges. Custom coupling levels are available under different model numbers.



Features:

- Full Band Operation
- Low Insertion Loss
- High Directivity

Applications:

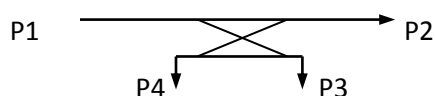
- Test Labs
- Instrumentation
- Sub-assemblies

Electrical Specifications:

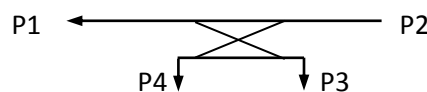
Parameter	Minimum	Typical	Maximum
Frequency	33 GHz		50 GHz
Insertion Loss*		0.6 dB	
Coupling*		10 dB	
Directivity*	35 dB		
VSWR			1.10:1
Specification Temperature		+25°C	
Operating Temperature	-40°C		+85°C

* The definition of the insertion loss, coupling and directivity is show as following.

Insertion Loss = $-10 \log_{10} [(P2+P3)/P1]$ when P4 is terminated.
Coupling Value = $-10 \log_{10} [P3/P1]$ when P4 is terminated.
or $-10 \log_{10} [P4/P2]$ when P3 is terminated.



Directivity = $-10 \log_{10} [P3/P2]$ when P4 is terminated.
Directivity = $-10 \log_{10} [P4/P1]$ when P3 is terminated.

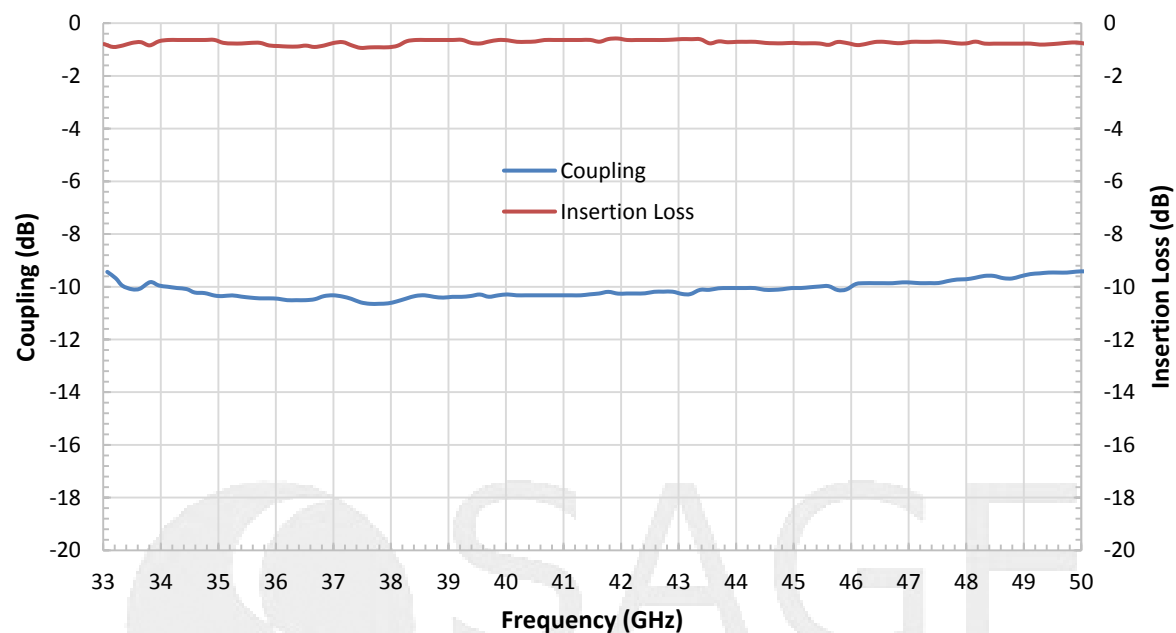


Q-Band Waveguide Bi-Directional Coupler, 10 dB

Mechanical Specifications:

Item	Specification
Through Ports	WR-22 Waveguide with UG-383/U Flange
Coupled Port	WR-22 Waveguide with UG-383/U Flange
Size	5.50" (L) X 1.30" (W) x 1.25" (H)
Material	Brass
Finish	Gold Plated
Weight	1.58 lb
Outline	WD-BB-Q

Typical Coupling and Insertion Loss vs. Frequency

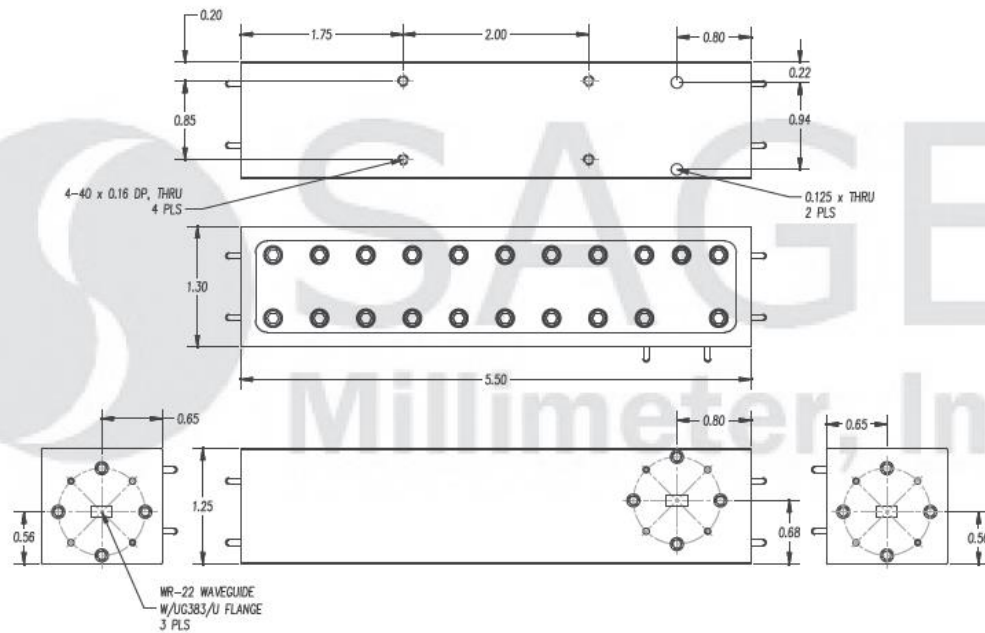


*Insertion loss includes circuit loss



Q-Band Waveguide Bi-Directional Coupler, 10 dB

Mechanical Outline: (Unless otherwise specified, all dimensions are in inches)



Note:

- All data was presented using a limited sample lot. Actual data may vary unit to unit.
- The insertion loss shown includes the loss due to coupling.
- SAGE Millimeter, Inc. reserves the right to change the information presented without notice.

Caution:

- Any foreign objects in the waveguide will degrade performance and/or damage the device.