



Coaxial Directional Coupler, 1 to 40 GHz, 20 dB Coupling Level

Description:

SCD-0134032010-KF-SA is a 20 dB coaxial directional coupler that covers the frequency range of 1 to 40 GHz. The nominal insertion loss of the coupler is 2.1 dB and the coupling ripple is ± 1.2 dB. The directivity of the coupler is 10 dB typical. The RF connectors of the coupler are 2.92 mm female (K) connectors. The power handling of the coupler is 20 watts maximum. Other configurations are available under different model numbers.



Features:

- Low Insertion Loss
- Flat Coupling Level

Applications:

- Test Labs
- Instrumentations
- Sub-assemblies

Electrical Specifications:

Parameter	Minimum	Typical	Maximum
Frequency	1 GHz		40 GHz
Insertion Loss		2.1 dB	
Coupling		20 dB	
Coupling Flatness		± 1.2 dB	
Directivity		10 dB	
Port Return Loss		12 dB	
Impedance		50 Ω	
Power Handling			20 W (CW)
Specification Temperature		+25 °C	
Operating Temperature	-40 °C		+80 °C

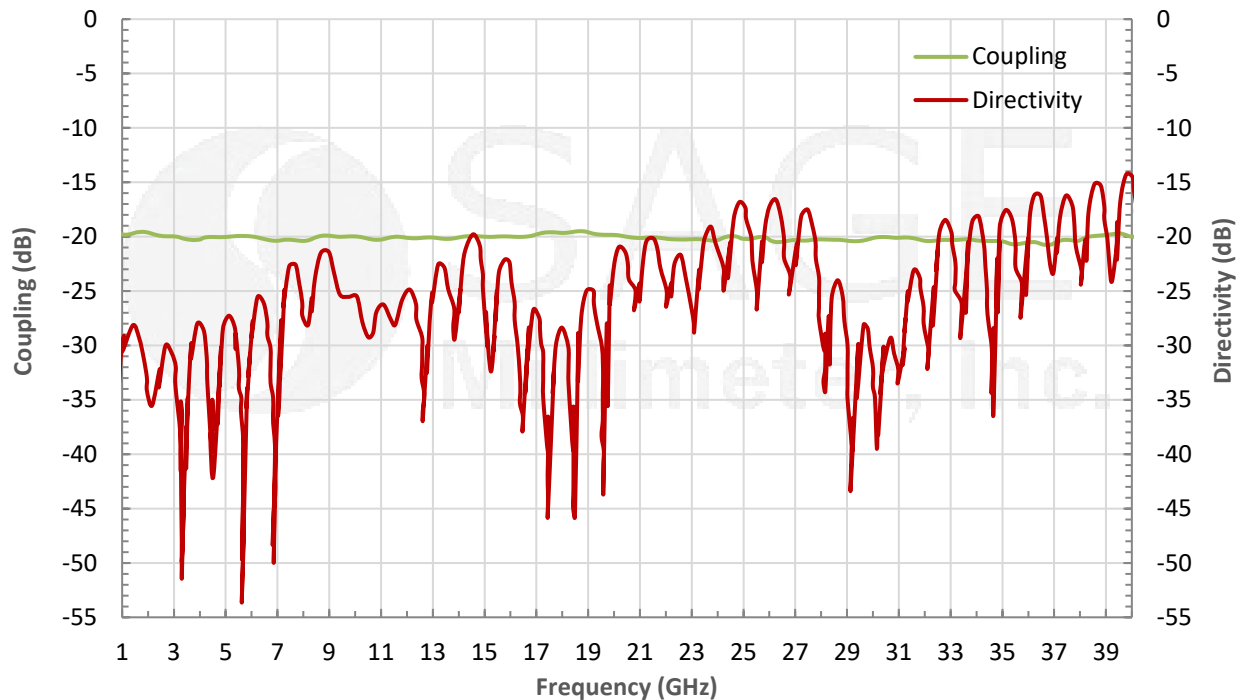
Mechanical Specifications:

Item	Specification
RF Ports	2.92 mm Female
Case Material	Aluminum
Finishing	Black Painted
Outline	CD-KS-SR10

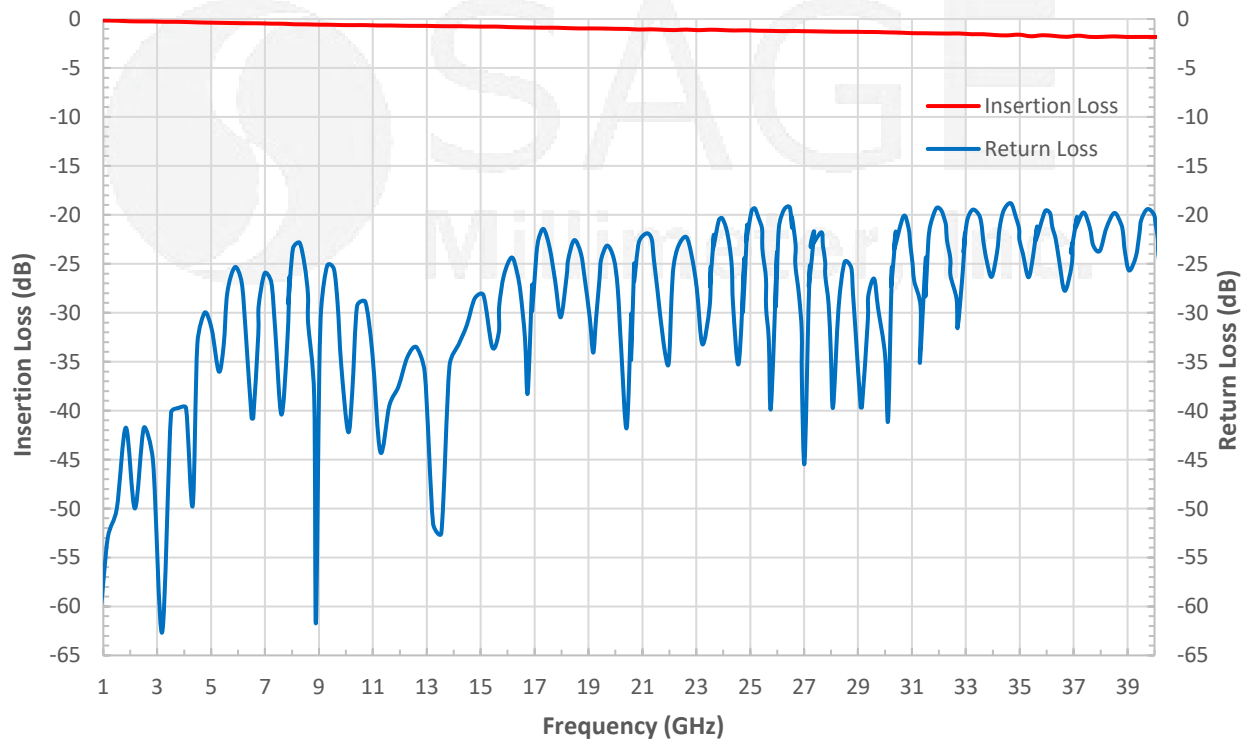


Coaxial Directional Coupler, 1 to 40 GHz, 20 dB Coupling Level

Typical Coupling and Directivity vs. Frequency

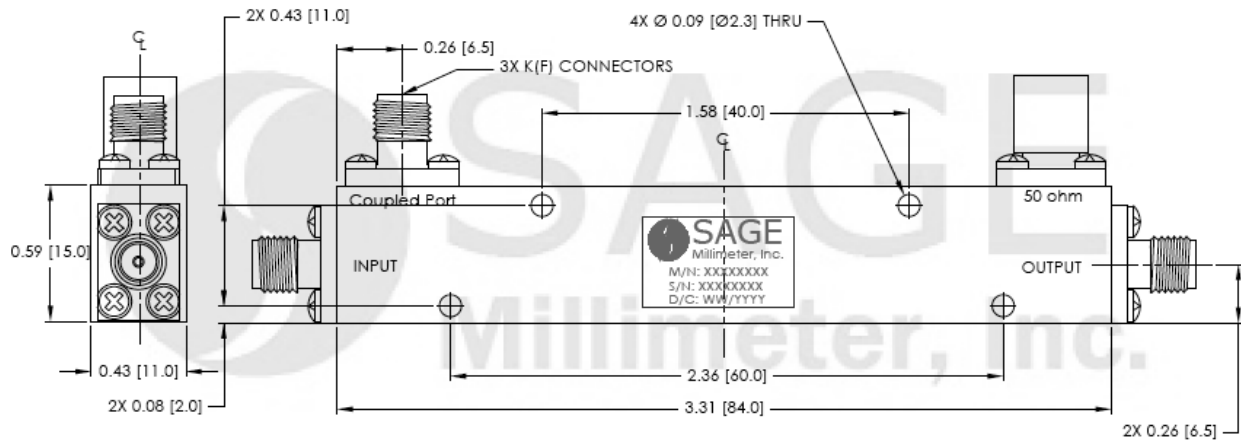


Typical Performance vs. Frequency



Coaxial Directional Coupler, 1 to 40 GHz, 20 dB Coupling Level

Mechanical Outline: (Unless otherwise specified, all dimensions are in inches [millimeters])



Note:

- All data presented is collected from a sample lot. Actual data may vary unit to unit, slightly.
- All testing was performed under +25 °C case temperature.
- SAGE Millimeter, Inc. reserves the right to change the information presented without notice.

Caution:

- Proper torque 8.0 ± 0.15 inch-pounds (0.90 ± 0.02 Nm) shall be used. **SAGE Millimeter torque wrench with model number SCH-08008-U3 is highly recommended.**

