

## U-Band Waveguide Directional Coupler, 40 dB

### Description:

**Model SWD-4040H-19-SB** is a U band, three-port waveguide directional coupler that delivers a 40 dB nominal coupling level and 35 dB minimum directivity across the full waveguide band from 40 to 60 GHz. The three-port coupler uses a traditional multi-hole and split block design to achieve a flat coupling level, high directivity, and low insertion loss. The interfaces of the coupler are WR-19 waveguides with UG-383/U-M flanges. Custom coupling levels are available under different model numbers.



### Features:

- Full Band Operation
- Low Insertion Loss
- High Directivity

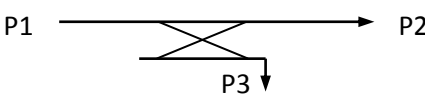
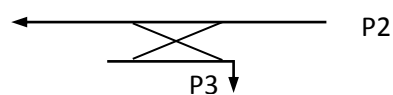
### Applications:

- Test Labs
- Instrumentation
- Sub-assemblies

### Electrical Specifications:

Parameter	Minimum	Typical	Maximum
Frequency	40 GHz		60 GHz
Insertion Loss*		0.7 dB	
Coupling*		40 dB	
Directivity*	35 dB		
VSWR			1.1:1
Specification Temperature		+25°C	
Operating Temperature	-40°C		+85°C

\*The definition of the insertion loss, coupling and directivity is show as following.

<p>Insertion Loss = <math>-10 \log_{10} [(P2+P3)/P1]</math></p> <p>Coupling Value = <math>-10 \log_{10} [P3/P1]</math></p>	
<p>Directivity = <math>-10 \log_{10} [P3/P2]</math></p>	

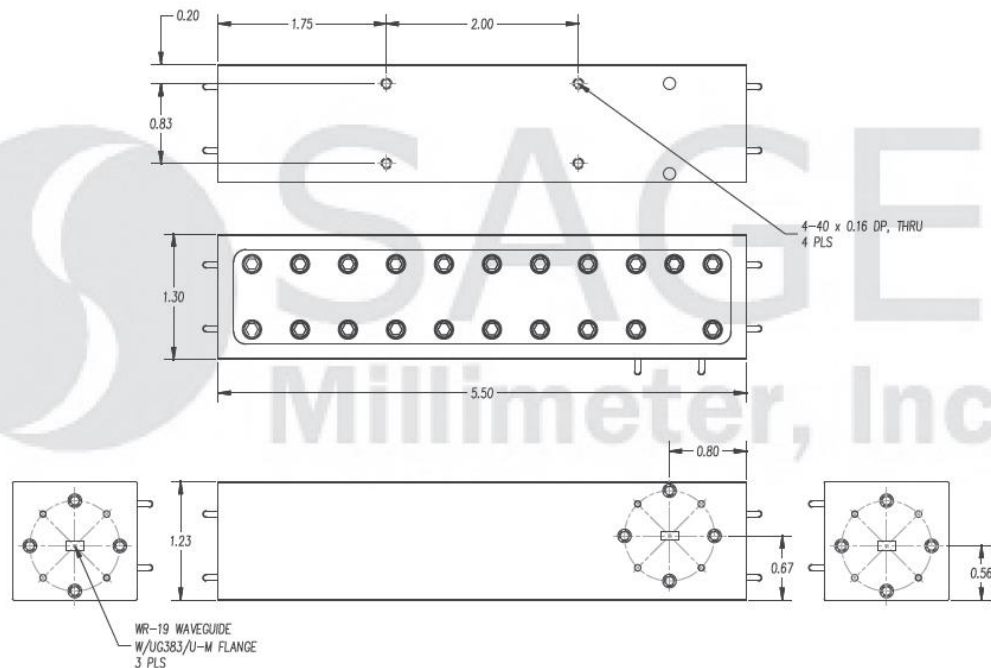


## U-Band Waveguide Directional Coupler, 40 dB

### Mechanical Specifications:

Item	Specification
Through Ports	WR-19 Waveguide with UG-383/U-M Flange
Coupled Port	WR-19 Waveguide with UG-383/U-M Flange
Size	5.50" (L) X 1.30" (W) x 1.23" (H)
Material	Brass
Finish	Gold Plated
Weight	1.58 Lb
Outline	WD-SB-U

### Mechanical Outline: (Unless otherwise specified, all dimensions are in inches)



#### Note:

- SAGE Millimeter, Inc. reserves the right to change the information presented without notice.

#### Caution:

- Any foreign objects in the waveguide will degrade performance and/or damage the device.