

## V-Band Waveguide Directional Coupler, 40 dB

### Description:

**Model SWD-4040H-15-SB** is a V band, three-port waveguide directional coupler that delivers a 40 dB nominal coupling level and 30 dB minimum directivity across the full waveguide band from 50 to 75 GHz. The three-port coupler uses a traditional multi-hole and split block design to achieve a flat coupling level, high directivity, and low insertion loss. The interfaces of the coupler are WR-15 waveguides with UG-385/U anti-cocking flanges. Custom coupling levels are available under different model numbers.



### Features:

- Full Band Operation
- Low Insertion Loss
- High Directivity

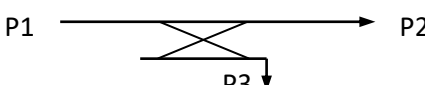
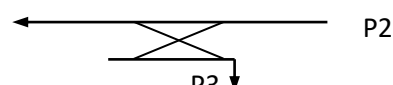
### Applications:

- Test Labs
- Instrumentation
- Sub-assemblies

### Electrical Specifications:

Parameter	Minimum	Typical	Maximum
Frequency	50 GHz		75 GHz
Insertion Loss*		0.7 dB	
Coupling*		40 dB	
Directivity*	30 dB	40 dB	
VSWR			1.1:1
Specification Temperature		+25°C	
Operating Temperature	-40°C		+85°C

\* The definition of insertion loss, coupling and directivity is show below:

<p>Insertion Loss = <math>-10 \log_{10} [(P2+P3)/P1]</math></p> <p>Coupling Value = <math>-10 \log_{10} [P3/P1]</math></p>	
<p>Directivity = <math>-10 \log_{10} [P3/P2]</math></p>	

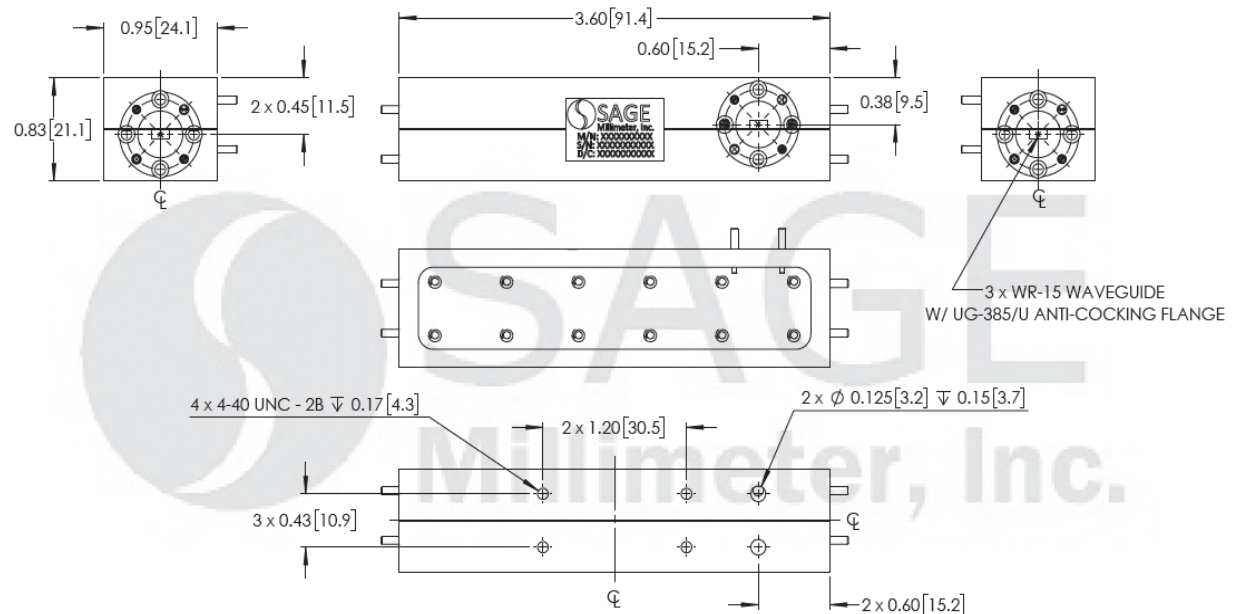


## V-Band Waveguide Directional Coupler, 40 dB

### Mechanical Specifications:

Item	Specification
Through Ports	WR-15 Waveguide with UG-385/U Anti-Cocking Flange
Coupled Port	WR-15 Waveguide with UG-385/U Anti-Cocking Flange
Size	3.60" (L) X 0.95" (W) x 0.83" (H)
Material	Brass
Finish	Gold Plated
Weight	7.5 Oz
Outline	WD-SB-V-A

**Mechanical Outline:** (Unless otherwise specified, all dimensions are in inches)



#### Note:

- SAGE Millimeter, Inc. reserves the right to change the information presented without notice.

#### Caution:

- Any foreign objects in the waveguide will degrade performance and/or damage the device.

