


## W-Band, X12 Active Frequency Multiplier, 84 to 100 GHz, +16 dBm

### Description:

**Model SFA-8431041216-10SF-E1** is an active X12 frequency multiplier. The multiplier has an input frequency of 7.0 to 8.333 GHz with a typical input power of +5 dBm and an output frequency of 84 to 100 GHz with a typical output power of +16 dBm. The multiplier also has an exceptional harmonic suppression, up to -20 dBc. The DC power requirement for the multiplier is +8 V<sub>DC</sub>/400 mA. The input port configuration is a female SMA connector and the output is a WR-10 waveguide with a UG-387/U-M anti-cocking flange. Other port configurations are available under different model numbers.



### Features:

- Low Harmonic Components
- High Output Power

### Applications:

- Frequency Extenders
- Communication Systems
- Radar Systems

### Electrical Specifications:

Parameter	Minimum	Typical	Maximum
Input Frequency	7.000 GHz		8.333 GHz
Input Power		+5 dBm	+10 dBm
Output Frequency	84 GHz		100 GHz
Output Power		+16 dBm	
Harmonic Suppression		-20 dBc	
Spurious		-60 dBc	
Port Return Loss		10 dB	
DC Voltage	+6 V <sub>DC</sub>	+8 V <sub>DC</sub>	+15 V <sub>DC</sub>
DC Supply Current		400 mA	
Specification Temperature		+25 °C	
Operating Temperature	0 °C		+50 °C

### Mechanical Specifications:

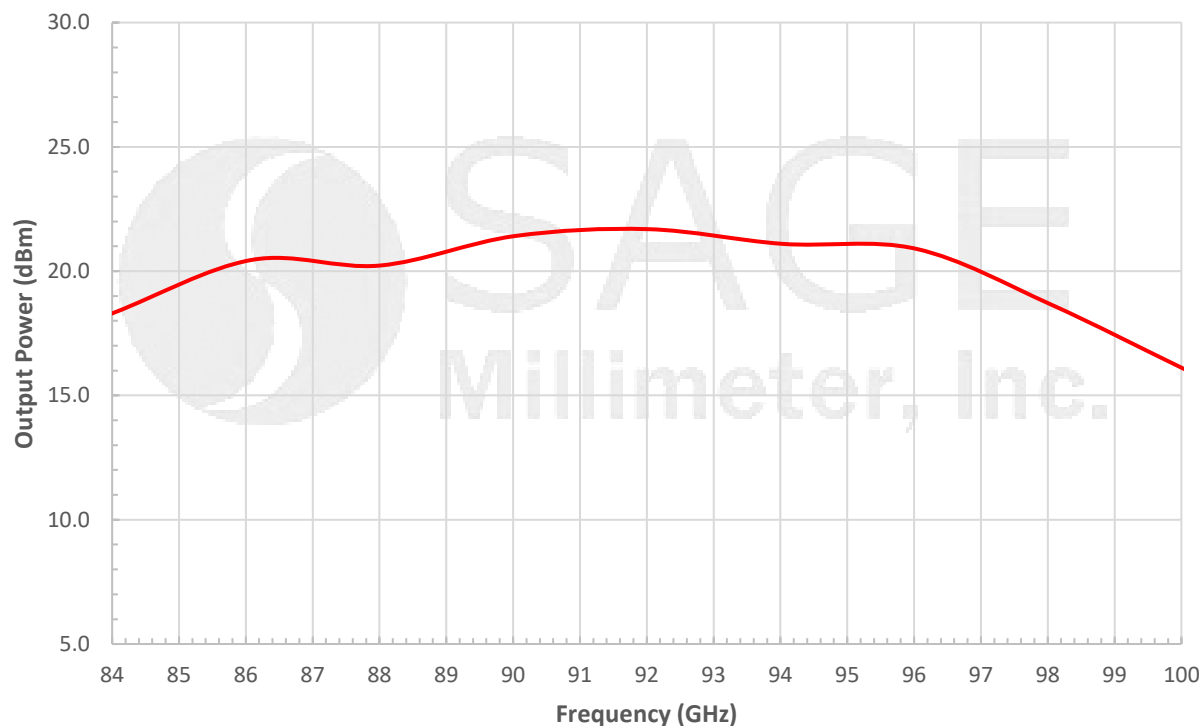
Item	Specification
Input Port	SMA (F)
Output Port	WR-10 Waveguide with UG-387/U-M Anti-Cocking Flange
Bias Port	Solder Pin
Case Material	Aluminum
Finish	Gold Plated
Weight	1.6 Oz
Size	1.10" (W) X 1.80" (L) X 0.75" (H)
Outline	FA-SW-2CW-A-1.8



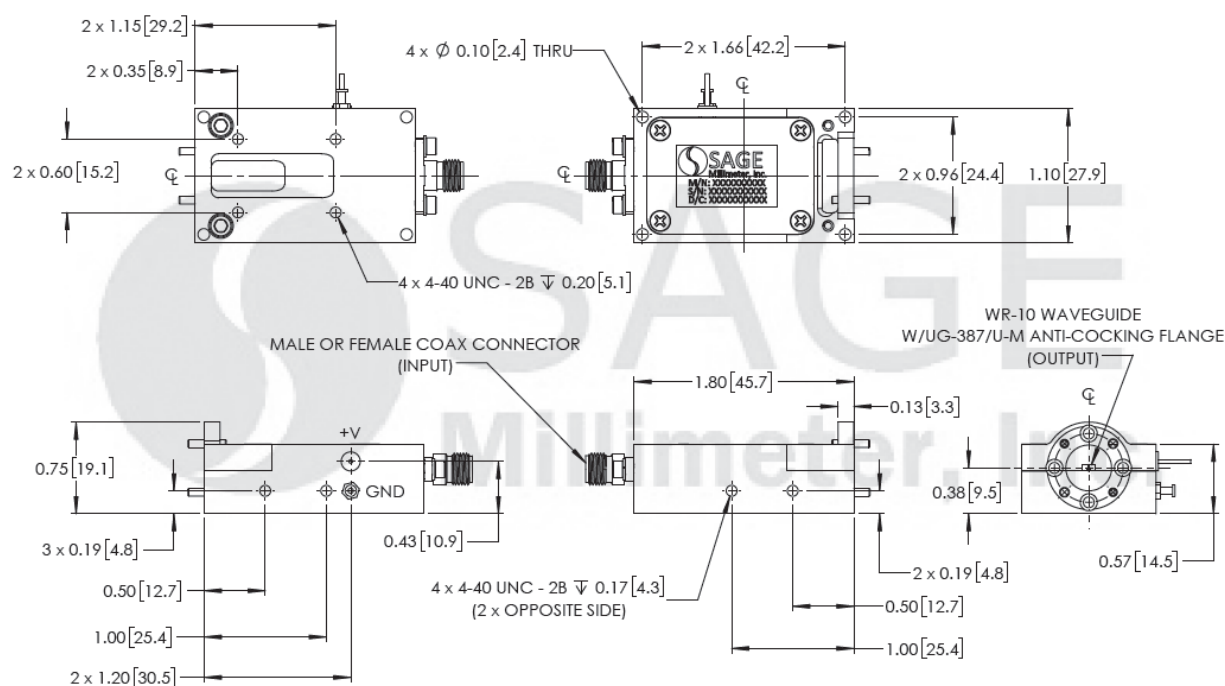
## W-Band, X12 Active Frequency Multiplier, 84 to 100 GHz, +16 dBm

### Typical Output Power vs. Frequency

Bias: +8 Vdc/450 mA, RF Input Power: +5 dBm



### Mechanical Outline: (Unless otherwise specified, all dimensions are in inches [millimeters])



www.sagemillimeter.com | 3043 Kashiwa Street, Torrance, CA 90505  
Phone: 424-757-0168 | Fax: 424-757-0188 | Email: sales@sagemillimeter.com





## W-Band, X12 Active Frequency Multiplier, 84 to 100 GHz, +16 dBm

### Note:

- All data presented is collected from a sample lot. Actual data may vary unit to unit, slightly.
- All testing was performed under +25 °C case temperature.
- SAGE Millimeter, Inc. reserves the right to change the information presented without notice.
- Other mechanical configurations are available under different model numbers.

### Caution:

- Exceeding absolute maximum ratings shown will damage the device.
- The device is static sensitive. Always follow ESD rules when working with the device.
- The case temperature of the device shall never exceed +50 °C. Use proper heatsink or fan if necessary.
- Any foreign objects in the waveguide will cause performance degradation and may damage the device.
- Proper torque,  $8.0 \pm 0.15$  inch-pounds ( $0.90 \pm 0.02$  Nm), should be applied. **SAGE Millimeter torque wrench, model SCH-08008-S1, is highly recommended.**

