


## E-Band, X4 Active Frequency Multiplier, 75 to 86 GHz, +24 dBm

## Description:

**Model SFA-753863424-12KF-E1** is an active X4 frequency multiplier. The multiplier has an input frequency of 18.75 to 21.5 GHz with a typical input power of +3 dBm and an output frequency of 75 to 86 GHz with a nominal output power of +24 dBm. The multiplier also has a typical harmonic suppression of -20 dBc. The DC power requirement for the multiplier is +8 V<sub>DC</sub>/1,200 mA. The input port configuration is a female K connector and the output is a WR-12 waveguide with a UG-387/U anti-cocking flange. Other port configurations are available under different model numbers.



## Features:

- Broadband Coverage
- Low Harmonic Components

## Applications:

- 5G Systems
- Frequency Extenders
- Source Modules
- Communication Systems

## Electrical Specifications:

Parameter	Minimum	Typical	Maximum
Input Frequency	18.75 GHz		21.5 GHz
Input Power		+3 dBm	+5 dBm
Output Frequency	75.0 GHz		86.0 GHz
Output Power		+24 dBm	
Harmonic Suppression		-20 dBc	
Spurious		-60 dBc	
Return Loss		10 dB	
DC Voltage	+6 V <sub>DC</sub>	+8 V <sub>DC</sub>	+15 V <sub>DC</sub>
DC Supply Current		1,200 mA	
Specification Temperature		+25 °C	
Operating Temperature	0 °C		+50 °C

The frequency range of this model can cover 74 to 87 GHz.

## Mechanical Specifications:

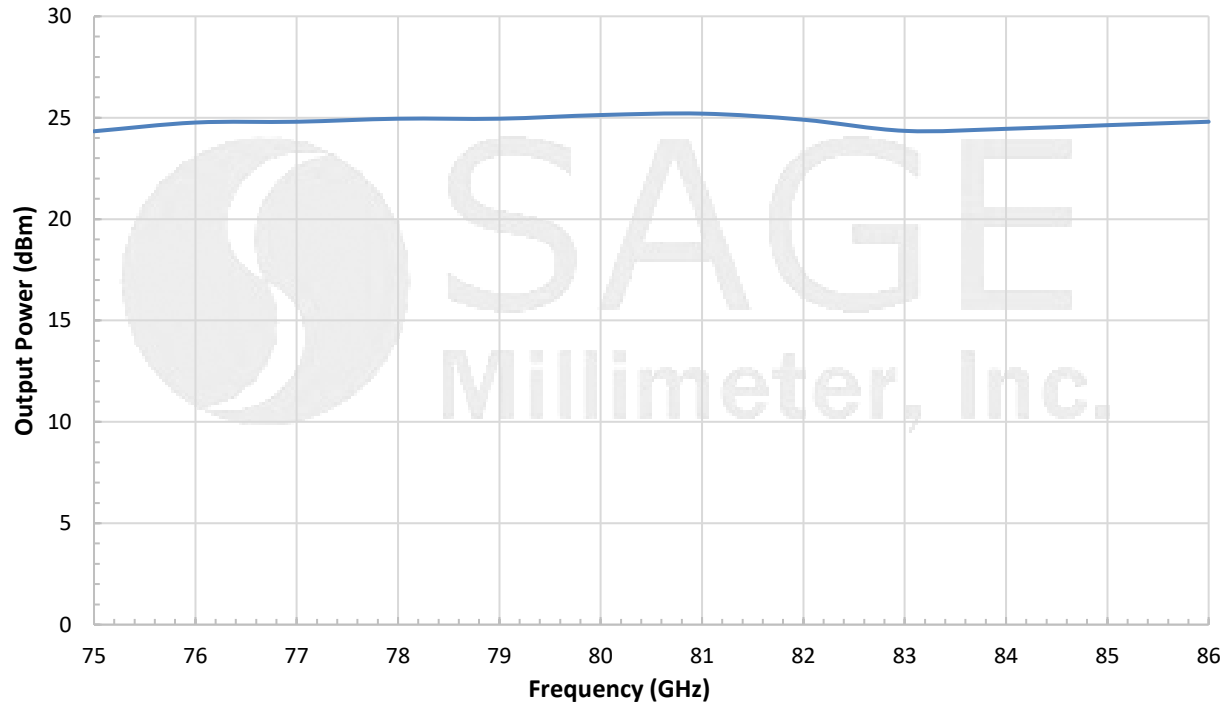
Item	Specification
Input	K(F)
Output	WR-12 Waveguide with UG-387/U Anti-Cocking Flange
Bias	Solder Pin
Case Material	Aluminum
Finish	Gold Plated
Weight	1.6 Oz
Size	1.10" (W) x 1.80" (L) x 0.75" (H)
Outline	FA-SE-2CW-A-1.8



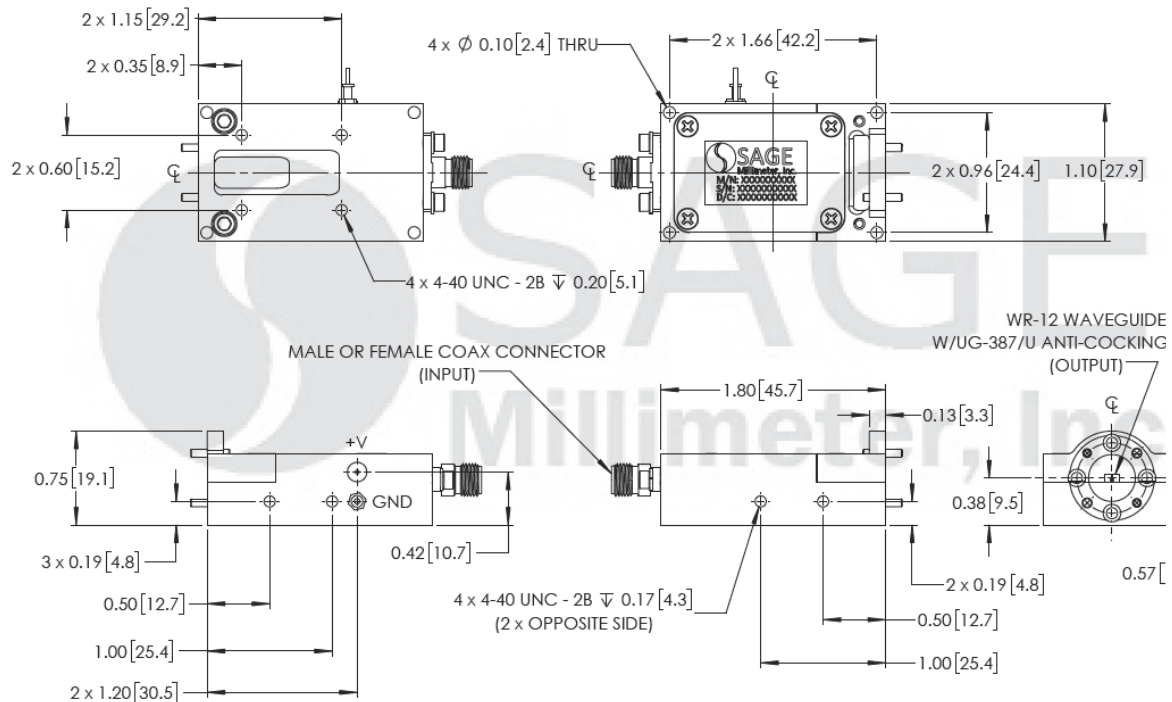
## E-Band, X4 Active Frequency Multiplier, 75 to 86 GHz, +24 dBm

### Typical Performance vs. Output Frequency

Bias: +8 V<sub>DC</sub>/1,200 mA; Input Power: +3 dBm



**Mechanical Outline:** (Unless otherwise specified, all dimensions are in inches [millimeters])





## E-Band, X4 Active Frequency Multiplier, 75 to 86 GHz, +24 dBm

### Note:

- All data presented is collected from a sample lot. Actual data may vary unit to unit, slightly.
- All testing was performed under +25 °C case temperature.
- SAGE Millimeter, Inc. reserves the right to change the information presented without notice.
- Other mechanical configurations are available under different model numbers.

### Caution:

- Exceeding absolute maximum ratings shown will damage the device.
- The device is static sensitive. Always follow ESD rules when working with the device.
- The case temperature of the device shall never exceed +50 °C. Use proper heatsink or fan if necessary.
- Any foreign objects in the waveguide will cause performance degradation and may damage the device.
- Proper torque,  $8.0 \pm 0.15$  inch-pounds ( $0.90 \pm 0.02$  Nm), should be applied. **SAGE Millimeter torque wrench, model SCH-08008-S1, is highly recommended.**

