



### Coaxial Isolator 12-18GHz



#### Features

- Wide band operation
- High isolation within operational band
- Low Insertion loss
- Low temperature coefficient ferrite material offer stable performance over temperature
- Aerospace and military application
- High peak to average handle capability
- All specifications can be modified upon request

Parameter	Min	Type	Max	Units
Frequency Range	12-18			GHz
Insertion Loss		0.40	0.50	dB
Isolation (Note 1)	20	20.5		dB
VSWR		1.30	1.35	:1
Forward Power (CW)			10	W
Reverse Power (CW)			1	W
Rotation	Clockwise (Standard) Counter Clockwise (upon request)			
Input /Output Connector	SMA-Female			
Finishing	Nickel Plated			
Case Material	Aluminum alloy			
Operational Temp.	-20		70	°C
Storage Temp.	-45		85	°C
Altitude				ft.
Weight	50			g
Impedance	50			Ω
Vibration	10g 15 degree 2KHz			RMS
Humidity	100% RH at 35c, 95%RH at 40°C			
Shock	20G for 11msc.			

Note 1: Unit has narrow frequency bandwidth can achieve higher isolation & low insertion loss  
 Bandwidth (5 ~10) % x Center Frequency (Isolation >23dB)  
 Bandwidth (20~30) % x Center Frequency (Isolation >21dB)  
 Bandwidth (40~60) % x Center Frequency (Isolation >20dB)  
 Ask manufacture for detail

Coaxial Isolator 12-18GHz

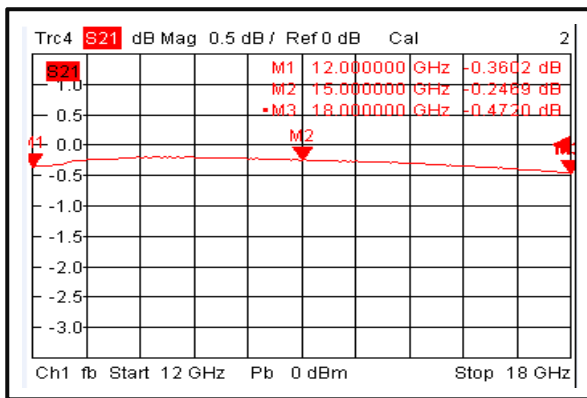


### Environment specifications

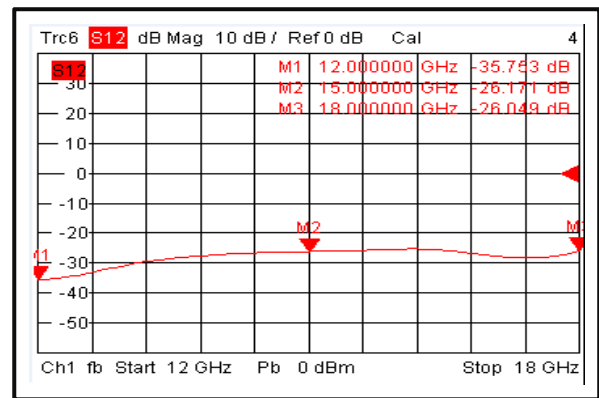
Operational Temperature (C°)	-20 ~ +70
Storage Temperature (C°)	-45 ~ +85
Altitude	30,000 ft. (Epoxy Seal Controlled environment) 60,000 ft 1.0psi min (Hermetically Seal Un-controlled environment) ( Optional )
Vibration	25g rms (15 degree 2KHz) endurance, 1 hour per axis
Humidity	100% RH at 35c, 95%RH at 40 deg c
Shock	20G for 11msc half sin wave,3 axis both directions

### Typical performance plots

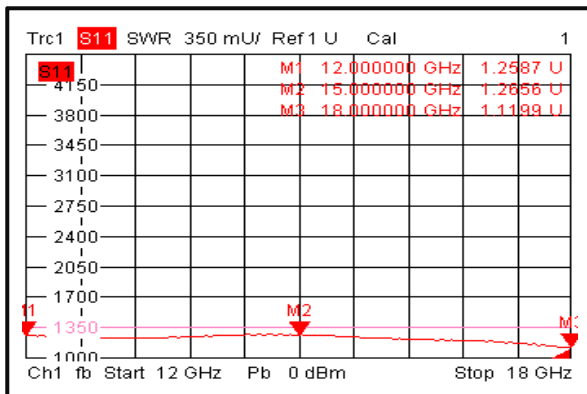
#### Insertion Loss



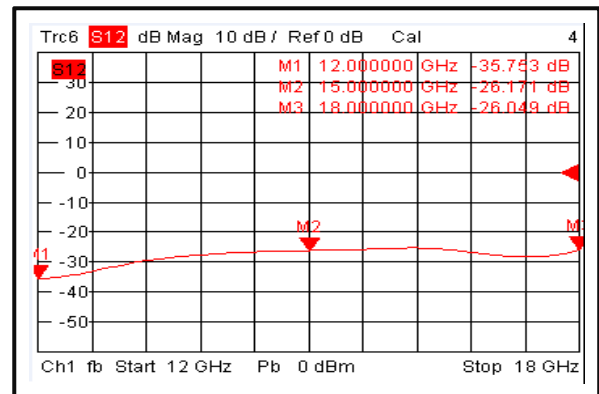
#### Isolation



#### VSWR 1



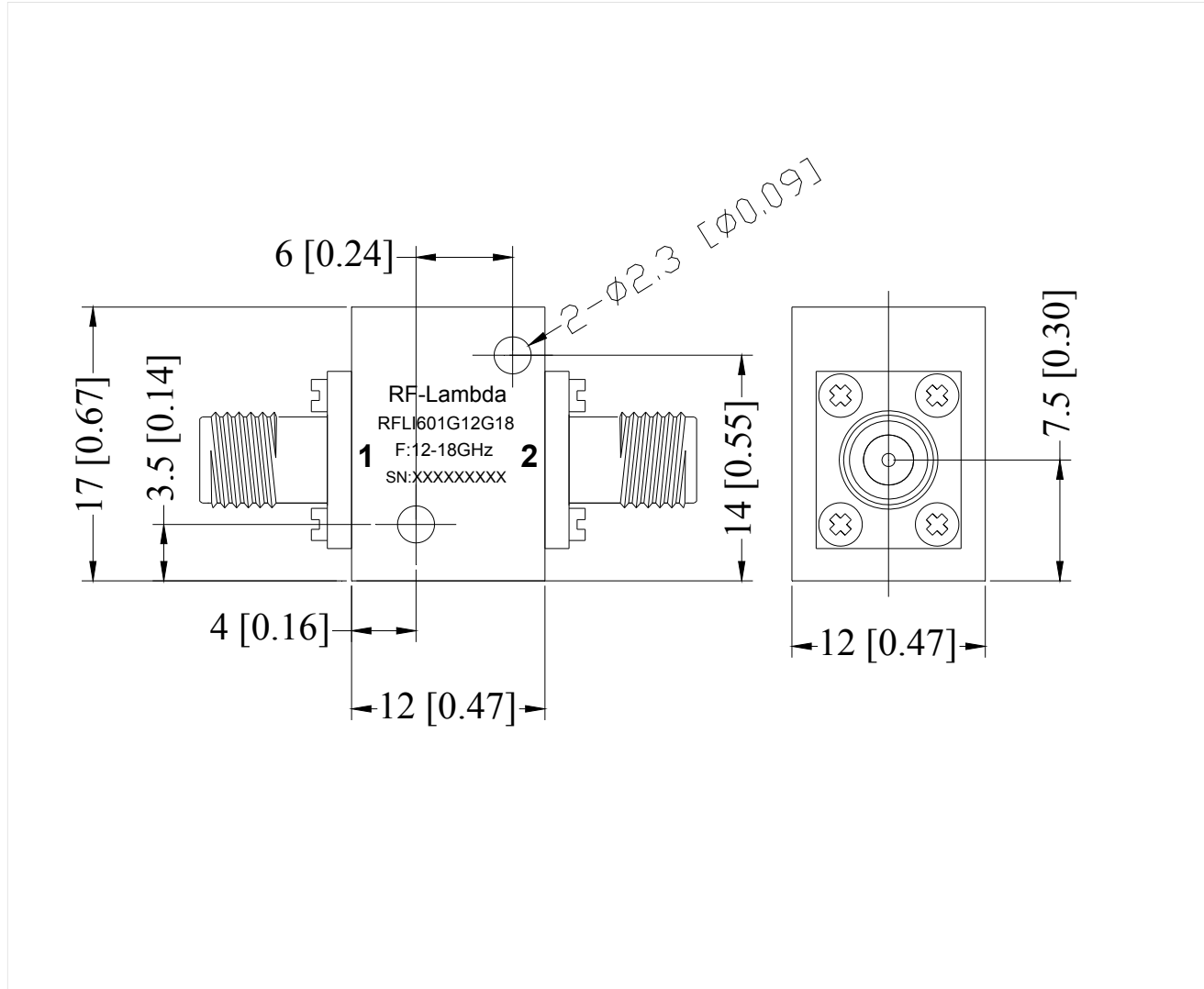
#### VSWR2





### Outline Drawing:

All Dimensions in mm (inches)



Coaxial Isolator 12-18GHz

### Important Notice

The information contained herein is believed to be reliable. RF-Lambda makes no warranties regarding the information contained herein. RF-Lambda assumes no responsibility or liability whatsoever for any of the information contained herein. RF-Lambda assumes no responsibility or liability whatsoever for the use of the information contained herein. The information contained herein is provided "AS IS, WHERE IS" and with all faults, and the entire risk associated with such information is entirely with the user. All information contained herein is subject to change without notice. Customers should obtain and verify the latest relevant information before placing orders for RF-Lambda products. The information contained herein or any use of such information does not grant, explicitly or implicitly, to any party any patent rights, licenses, or any other intellectual property rights, whether with regard to such information itself or anything described by such information.

RF-Lambda products are not warranted or authorized for use as critical components in medical, life-saving, or life sustaining applications, or other applications where a failure would reasonably be expected to cause severe personal injury or death.