



RF-LAMBDA

LEADER OF RF BROADBAND SOLUTIONS

RFLC22G33GA

Ultra Wide Band Coaxial Circulator 22- 33GHz



Features

- High power handling up to 10W
- Wide band operation
- High isolation within operational band
- Low Insertion Loss
- Stable performance over temperature

Typical Applications

- Aerospace and military applications
- LMDS multi-carrier operation
- Test and Measurement

Electrical Specifications, $T_A=25^\circ\text{C}$

Parameter	Min.	Typ.	Max.	Units
Frequency Range	22-33			GHz
Insertion Loss	-40°C	25°C	+80°C	°C
	1.70	1.50	1.70	dB
Isolation (Note 1)	-40°C	25°C	+80°C	°C
	13	15	13	dB
VSWR	-40°C	25°C	+80°C	°C
	1.70	1.50	1.70	:1
Forward Power (CW)			10	W
Rotation	Clockwise(Standard) Counter Clockwise (Upon Request)			
Input / Output Connectors	2.92mm-Female			
Finish	Nickel Plated			
Case Material	Copper			
Weight	1.06			ounces
Impedance	50			Ω
Note 1: Units which have a narrower frequency bandwidth can achieve higher isolation & lower insertion loss Bandwidth (5 ~10) % x Center Frequency (Isolation >23dB) Bandwidth (20~30) % x Center Frequency (Isolation >21dB) Bandwidth (40~60) % x Center Frequency (Isolation >20dB) Ask manufacturer for details				

Ultra Wide Band Coaxial Circulator 22-33GHz



RF-LAMBDA

LEADER OF RF BROADBAND SOLUTIONS

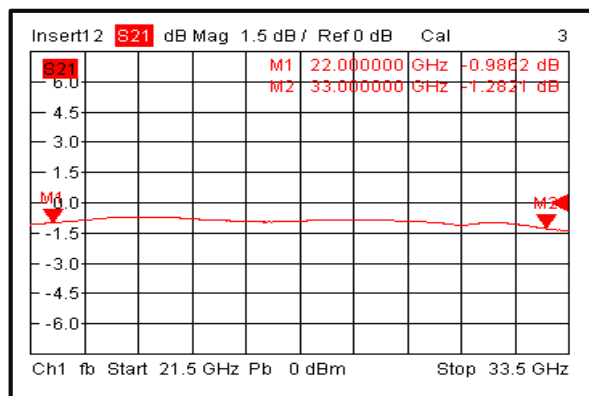
RFLC22G33GA

Environmental Specifications and Test Standards

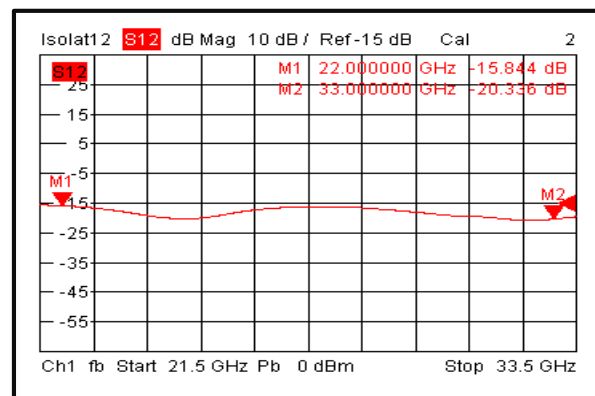
Parameter	Standard	Description
Operational Temperature	MIL-STD-39016	-40°C~+80°C
Storage Temperature		-55°C~+125°C
Thermal Shock		1 Hour@ -45°C → 1 Hour @ +85°C (5 Cycles)
Random Vibration		Acceleration Spectral Density 6 (m/s) Total 92.6 RMS
Electrical & Temperature Burn In		Temperature +85°C for 72 Hours
Shock		1. Weight >20g, 50g half sine wave for 11ms, Speed variation 3.44m/s 2. Weight <=20g, 100g Half sine wave for 6ms, Speed variation 3.75m/s 3. Total 18 times (6 directions, 3 repetitions per direction).
Altitude	MIL-STD-883	Standard: 30,000 Ft (Epoxy Sealed Controlled Environment) Optional: Hermetically Sealed (60,000 ft. 1.0 PSI min)
Hermetically Sealed (Optional)		MIL-STD-883 (For Hermetically Sealed Units)

Typical Performance Plots

Insertion Loss



Isolation



Ultra Wide Band Coaxial Circulator 22-33GHz

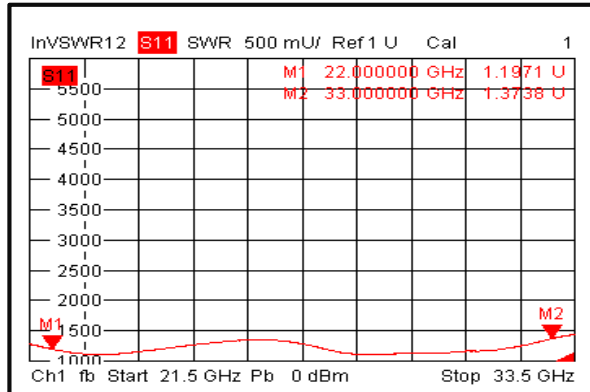


RF-LAMBDA

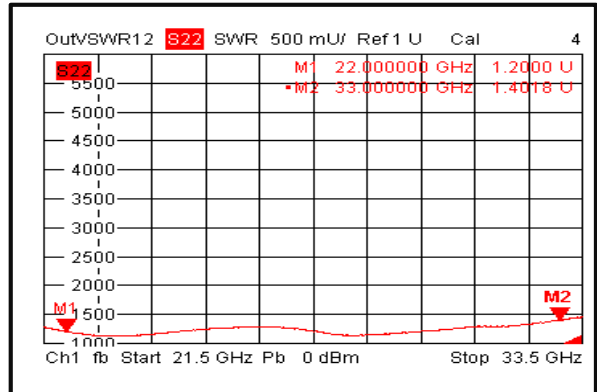
LEADER OF RF BROADBAND SOLUTIONS

RFLC22G33GA

VSWR1



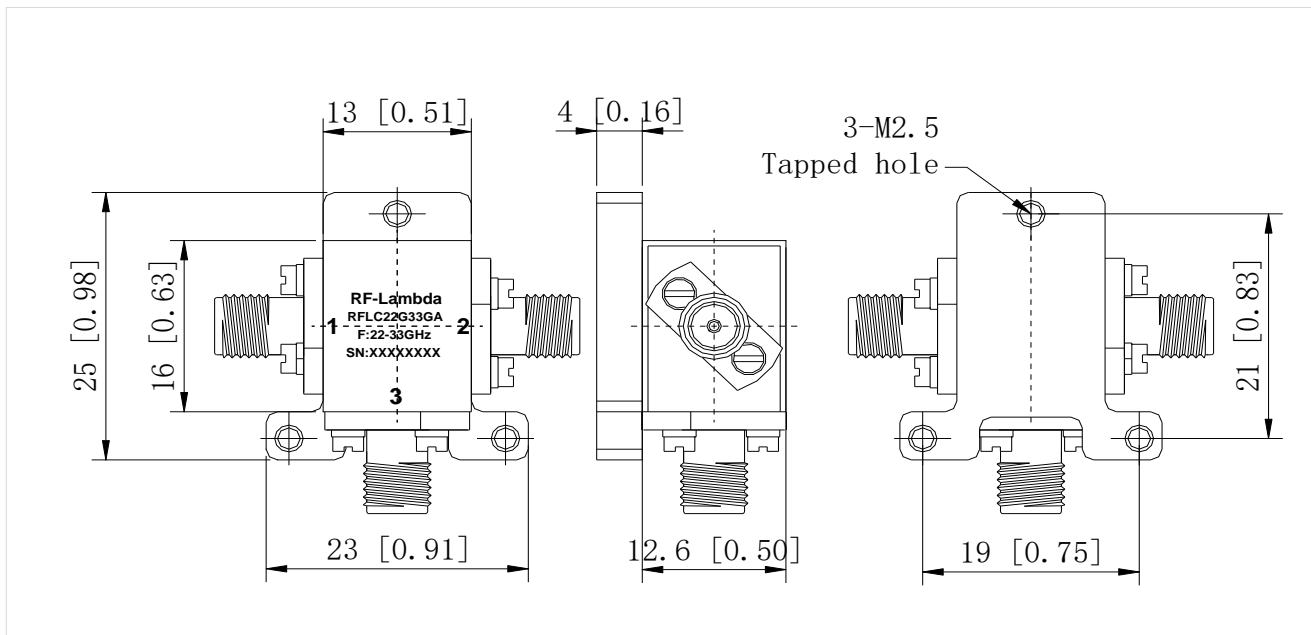
VSWR2



Outline Drawing:

All Dimensions in mm [inches]

Tolerance ± 0.25 [0.01]



Important Notice

The information contained herein is believed to be reliable. RF-Lambda makes no warranties regarding the information contained herein. RF-Lambda assumes no responsibility or liability whatsoever for any of the information contained herein. RF-Lambda assumes no responsibility or liability whatsoever for the use of the information contained herein. The information contained herein is provided "AS IS, WHERE IS" and with all faults, and the entire risk associated with such information is entirely with the user. All information contained herein is subject to change without notice. Customers should obtain and verify the latest relevant information before placing orders for RF-Lambda products. The information contained herein or any use of such information does not grant, explicitly or implicitly, to any party any patent rights, licenses, or any other intellectual property rights, whether with regard to such information itself or anything described by such information. RF-Lambda products are not warranted or authorized for use as critical components in medical, life-saving, or life sustaining applications, or other applications where a failure would reasonably be expected to cause severe personal injury or death.

Ultra Wide Band Coaxial Circulator 22-33GHz