



RF-LAMBDA

The power beyond expectations

RAMP02G20GB

Ultra Wide Band Bench Top Power Amplifier 2 - 20GHz



Features

- Wideband Solid State Power Amplifier
- Gain: 30dB Typical
- Psat: +26dBm Typical

Typical Applications

- Military & Defense Applications
- Wireless Infrastructure
- Test and Measurement

Electrical Specifications, $T_A = +25^\circ\text{C}$, $V_{CC} = +110/220 \text{ VAC}$

Parameter	Min.	Typ.	Max.	Units
Frequency Range	2 – 20			GHz
Gain		30		dB
Gain Flatness		-		dB
Gain Variation Over Temperature (-45 ~ +85° C)		+/-3		dB
Input Return Loss		12		dB
Output Return Loss		12		dB
Saturated Output Power (Psat)		26		dBm
Supply Current		-		A
Input Max Power (No damage)	Psat – Gain			dBm
Weight	2100			g
Impedance	50			Ohms
Input / Output Connectors	2.92mm-Female			
Finish	Black Paint			
Material	Aluminum / Copper			

* P1dB, P3dB and Psat power test signal: 200μs pulse width with 10% duty cycle.

* For average CW power testing or increased duty cycle, a 5dB back off from Psat is required unless water/oil cooling system is applied.

Ultra Wide Band Bench Top Power Amplifier 2-20GHz



RF-LAMBDA

The power beyond expectations

RAMPO2G20GB

Absolute Maximum Ratings	
Supply Voltage	110/220 VAC
RF Input Power (RFIN) Pin max = Psat - Gain	Psat – Gain

Note: Maximum RF input power is set to assure safety of amplifier. Input power may be increased at own risk to achieve full power of amplifier. Please reference gain and power curves.

Biasing Up Procedure	
Step 1	Connect input and output with 50 Ohm source/load. (in band VSWR<1.9:1 or >10dB return loss)
Step 2	Connect AC plug
Step 3	Flip switch to “ON” position
Power OFF Procedure	
Step 1	Flip switch to “OFF” position
Step 2	Remove AC plug
Step 3	Remove RF connections

Environmental Specifications and Test Standards

Parameter	Standard	Description
Operational Temperature	MIL-STD-39016	-45°C~+55°C (Case Temperature less than 85C)
Storage Temperature		-50°C~+125°C
Thermal Shock		1 Hour@ -45°C → 1 Hour @ +85°C (5 Cycles)
Random Vibration		Acceleration Spectral Density 6 (m/s) Total 92.6 RMS
Electrical & Temperature Burn In		Temperature +85°C for 72 Hours
Shock		1. Weight >20g, 50g half sine wave for 11ms, Speed variation 3.44m/s 2. Weight <=20g, 100g Half sine wave for 6ms, Speed variation 3.75m/s 3. Total 18 times (6 directions, 3 repetitions per direction).
Altitude	MIL-STD-883	Standard: 30,000 Ft (Epoxy Sealed Controlled Environment) Optional: Hermetically Sealed (60,000 ft. 1.0 PSI min)
Hermetically Sealed (Optional)		MIL-STD-883 (For Hermetically Sealed Units)

Note: The operating temperature for the unit is specified at the package base. It is the user's responsibility to ensure the part is in an environment capable of maintaining the temperature within the specified limits

Ultra Wide Band Bench Top Power Amplifier 2-20GHz



RF-LAMBDA

The power beyond expectations

RAMP02G20GB

Ordering Information	
Part No.	Description
RAMP02G20GB	2~20GHz Power Amplifier

Amplifier Use

Ensure that the amplifier input and output ports are safely terminated into a proper 50 ohm load before turning on the power. Never operate the amplifier without a load. A proper 50 ohm load is defined as a load with impedance less than 1.9:1 or return loss larger than 10dB relative to 50 Ohm within the specified operating band width.

Power Supply Requirements

Power supply must be able to provide adequate current for the amplifier. Power supply should be able to provide 1.5 times the typical current or 1.2 times the maximum current (whichever is greater).

In most cases, RF - Lambda amplifiers will withstand severe mismatches without damage. However, operation with poor loads is discouraged. If prolonged operation with poor or unknown loads is expected, an external device such as an isolator or circulator should be used to protect the amplifier.

Ensure that the power is off when connecting or disconnecting the input or output of the amp.

Prevent overdriving the amplifier. Do not exceed the recommended input power level.

Adequate heat-sinking required for RF amplifier modules. Please inquire.

Amplifiers do not contain Thermal protection, Reverse DC polarity or Over voltage protection with the exception of a few models. Please inquire.

Proper electrostatic discharge (ESD) precautions are recommended to avoid performance degradation or loss of functionality.

What is not covered with warranty?

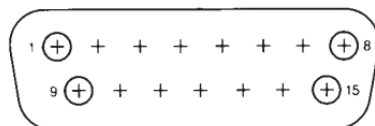
Each RF - Lambda amplifier will go through power and temperature stress testing.

Since the die, ICs or MMICs are fragile, these are not covered by warranty. Any damage to these will NOT be free to repair.

Ultra Wide Band Bench Top Power Amplifier 2-20GHz



Protection Connector Table:

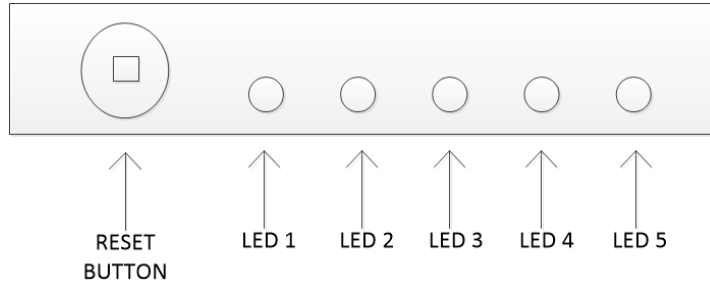


Pin #	Name	Function	Initial State	Description	Applied
1	Reset	Control		Resets PA when logic <u>LOW</u> is applied and released	Yes
2	Drain Disable	Control	LOW	Applying logic <u>HIGH</u> disables drains of amplifiers	Yes
3	Gate Disable	Control	LOW	Applying logic <u>HIGH</u> disables gates of amplifiers	Yes
4	RF IN Over	Indicator	LOW	Pin will be latched to logic <u>HIGH</u> when input signal is over limit	No
5	Temp Over	Indicator	LOW	Pin will be latched to logic <u>HIGH</u> when amplifier is driven over temperature	Yes
6	Current Over	Indicator	LOW	Pin will be latched to logic <u>HIGH</u> when drain current limit is reached	Yes
7	ID Imbalance	Indicator	LOW	Pin will be latched to logic <u>HIGH</u> when an imbalance in the drain current of the combining branches occurs	Yes
8	PA input power	Indicator		PA input power is represented by voltage	No
9	PA output power	Indicator		PA output power is represented by voltage	No
10	PA output reflection power	Indicator		PA output reflection power is represented by voltage	No
11	VSWR	Indicator	LOW	Pin will be latched to logic <u>HIGH</u> when output reflection is over limit	No
12	Temp Signal	Indicator		PA carrier case temperature is represented by voltage	Yes
13	+5V	Power Supply	+5V	+5V DC is supplied for reference	Yes
14	GND	Ground	GND	Ground	Yes
15	GND	Ground	GND	Ground	Yes

HIGH/LOW voltages are standard TTL signals:
0.0V-0.8V = LOW
2V-5V = HIGH



Alarm Status Panel:



	Name	Function	Initial State	Description	Applied
	RESET	Control		Manual reset button to reset PA	Yes
LED 1	POWER	Indicator	RED Color	LED will light to <u>RED</u> color when supply power is applied	Yes
LED 2	RF IN	Indicator	GREEN Color	PA will shut down and latch this LED to a <u>RED</u> color when input signal is over limit *	No
LED 3	VSWR	Indicator	GREEN Color	PA will shut down and latch this LED to a <u>RED</u> color when output reflection is over limit *	No
LED 4	ID	Indicator	GREEN Color	PA will shut down and latch this LED to a <u>RED</u> color when an imbalance in the drain current of the combining branches occurs OR if a drain current limit is reached *	Yes
LED 5	TEMP	Indicator	GREEN Color	PA will shut down and latch this LED to a <u>RED</u> color when driven over temperature *	No

*LED needs to be manually reset to initial state by pressing RESET button



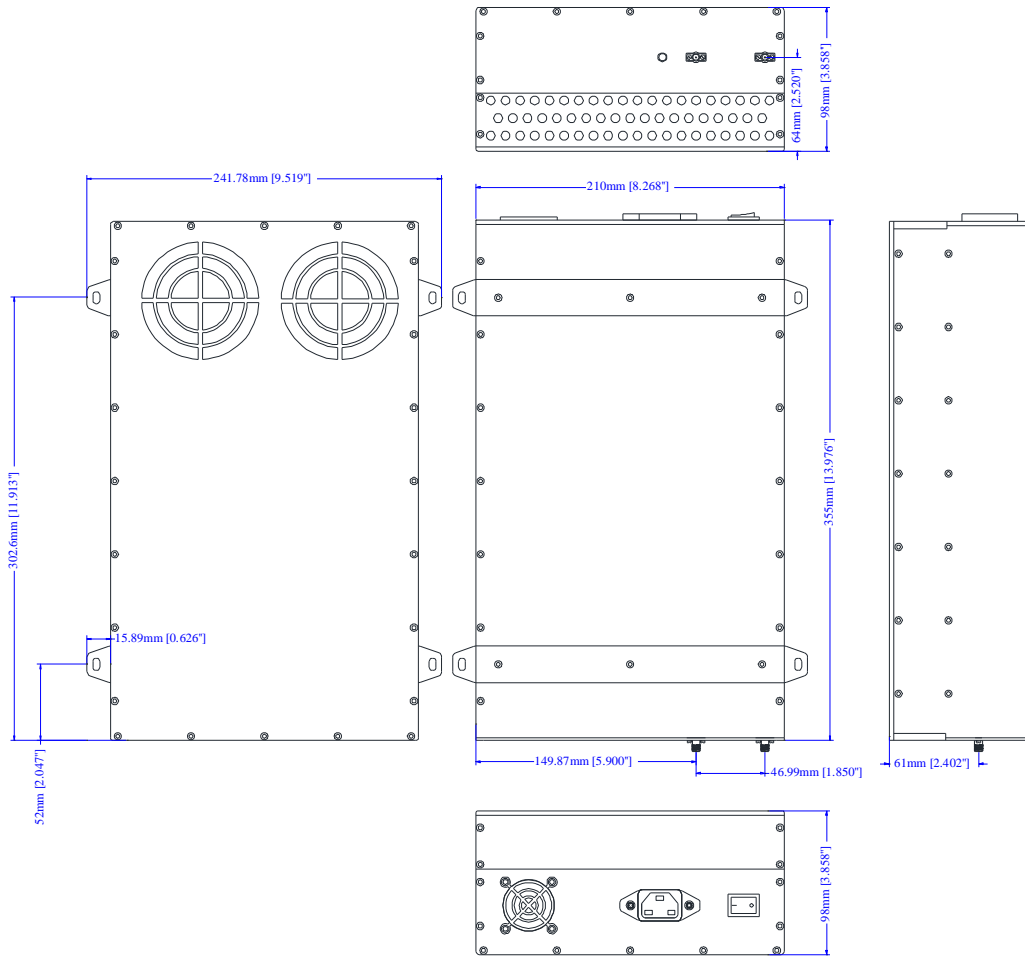
RF-LAMBDA

The power beyond expectations

RAMP02G20GB

Outline Drawing

All Dimensions in mm



*****Heat Sink and cooling fan required during operation*****



Important Notice

The information contained herein is believed to be reliable. RF-Lambda makes no warranties regarding the information contained herein. RF-Lambda assumes no responsibility or liability whatsoever for any of the information contained herein. RF-Lambda assumes no responsibility or liability whatsoever for the use of the information contained herein. The information contained herein is provided "AS IS, WHERE IS" and with all faults, and the entire risk associated with such information is entirely with the user. All information contained herein is subject to change without notice. Customers should obtain and verify the latest relevant information before placing orders for RF-Lambda products. The information contained herein or any use of such information does not grant, explicitly or implicitly, to any party any patent rights, licenses, or any other intellectual property rights, whether with regard to such information itself or anything described by such information.

RF-Lambda products are not warranted or authorized for use as critical components in medical, life-saving, or life sustaining applications, or other applications where a failure would reasonably be expected to cause severe personal injury or death.

Ultra Wide Band Bench Top Power Amplifier 2-20GHz