



RF-LAMBDA

LEADER OF RF BROADBAND SOLUTIONS

RFLUPA02M06GA

Wide Band Power Amplifier 0.02GHz ~ 6GHz



Features

- Gain: 35dB Typical
- P1dB Output Power: 30dBm Min
- Supply Voltage: +12V

Typical Applications

- Wireless Infrastructure
- Military & Aerospace
- Test and Measurement

Electrical Specifications, $T_A = +25^\circ\text{C}$, $V_{CC} = +12\text{V}$

Parameter	Min.	Typ.	Max.	Units
Frequency Range	0.02		6	GHz
Gain	33	35		dB
Gain Flatness		± 2.0	± 3.0	dB
Gain Variation Over Temperature (-45 ~ +85)		± 2.0		dB
Input VSWR		1.5		: 1
Output Power 1dB Compression Point (P1dB)	30	31		dBm
Saturated Output Power (Psat)		34		dBm
2 nd Harmonic @P1dB		-15		dBc
Supply Voltage	10	12	15	V
Supply Current ($V_{CC}=+12\text{V}$)		450	2000	mA
Power Added Efficiency		20		%
Isolation S12		-55		dB
Input Max Power (No Damage)			+2	dBm
Output Mismatch, all phase angles	VSWR = 6:1, No Device Damage			
Weight	15.17			ounces
Impedance	50			Ohms
Input / Output Connectors	SMA-Female (Input) / N-Female (Output)			
Finish	Standard: Gold 40 micron; Nickel 220 micron thickness			
	Option: Gold 80 micron; Nickel 180 micron thickness			
Material	Aluminum			
Package Sealing	Epoxy Sealed (Standard)			
	Hermetically Sealed (Optional)			

Wide Band Power Amplifier 0.02GHz ~ 6GHz



Absolute Maximum Ratings

Operating Voltage	+15V
RF Input Power	+2dBm

Biasing Up Procedure

Step 1	Connect Ground Pin
Step 2	Connect input and Output
Step 3	Connect +12V biasing
Power OFF Procedure	
Step 1	Turn off +12V biasing
Step 2	Remove RF connection
Step 3	Remove Ground.

Environmental Specifications and Test Standards

Parameter	Standard	Description
Operational Temperature	MIL-STD-39016	-45°C~+85°C (Case Temperature)
Storage Temperature		-55°C~+125°C
Thermal Shock		1 Hour@ -45°C → 1 Hour @ +85°C (5 Cycles)
Random Vibration		Acceleration Spectral Density 6 (m/s) Total 92.6 RMS
Electrical & Temperature Burn In		Temperature +85°C for 72 Hours
Shock		1. Weight >20g, 50g half sine wave for 11ms, Speed variation 3.44m/s 2. Weight <=20g, 100g Half sine wave for 6ms, Speed variation 3.75m/s 3. Total 18 times (6 directions, 3 repetitions per direction).
Altitude		Standard: 30,000 Ft (Epoxy Sealed Controlled Environment) Optional: Hermetically Sealed (60,000 ft. 1.0 PSI min)
Hermetically Sealed (Optional)	MIL-STD-883	MIL-STD-883 (For Hermetically Sealed Units)



Ordering Information

Part No.	ECCN	Description
RFLUPA02M06GA	EAR99	0.02-6GHz Power Amplifier

Amplifier Use

Ensure that the amplifier input and output ports are safely terminated into a proper 50 ohm load before turning on the power. Never operate the amplifier without a load. A proper 50 ohm load is defined as a load with impedance less than 1.9:1 or return loss larger than 10dB relative to 50 Ohm within the specified operating band width.

Power Supply Requirements

Power supply must be able to provide adequate current for the amplifier. Power supply should be able to provide 1.5 times the typical current or 1.2 times the maximum current (whichever is greater).

In most cases, RF - Lambda amplifiers will withstand severe mismatches without damage. However, operation with poor loads is discouraged. If prolonged operation with poor or unknown loads is expected, an external device such as an isolator or circulator should be used to protect the amplifier.

Ensure that the power is off when connecting or disconnecting the input or output of the amp.

Prevent overdriving the amplifier. Do not exceed the recommended input power level.

Adequate heat-sinking required for RF amplifier modules. Please inquire.

Amplifiers do not contain Thermal protection, Reverse DC polarity or Over voltage protection with the exception of a few models. Please inquire.

Proper electrostatic discharge (ESD) precautions are recommended to avoid performance degradation or loss of functionality.

What is not covered with warranty?

Each RF - Lambda amplifier will go through power and temperature stress testing. Since the die, ICs or MMICs are fragile, these are not covered by warranty. Any damage to these will NOT be free to repair.



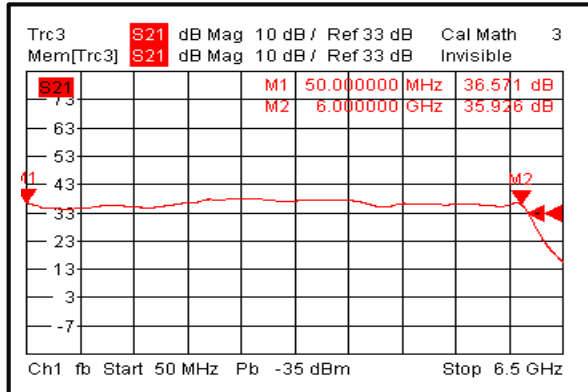
RF-LAMBDA

LEADER OF RF BROADBAND SOLUTIONS

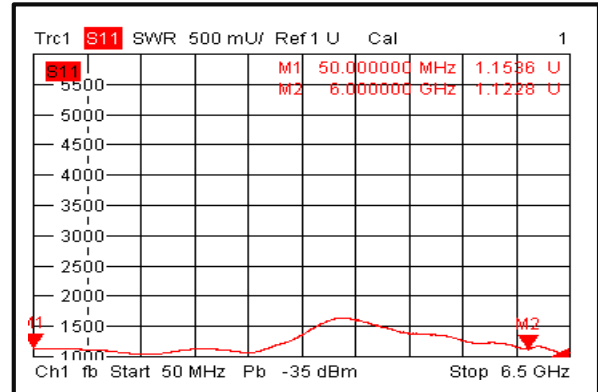
RFLUPA02M06GA

Typical Performance Plots

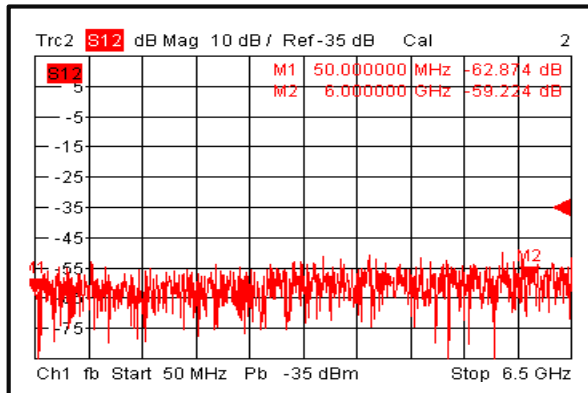
Gain@+25°C



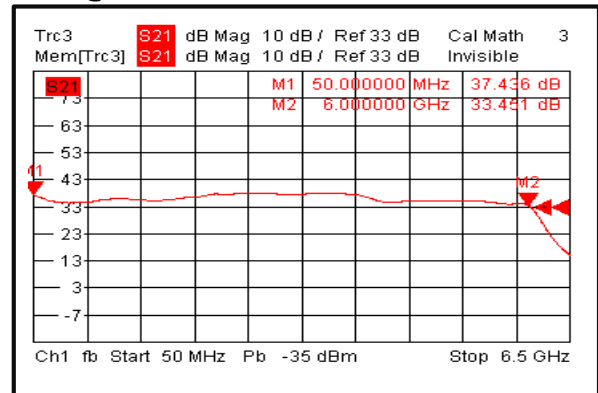
Input VSWR@+25°C



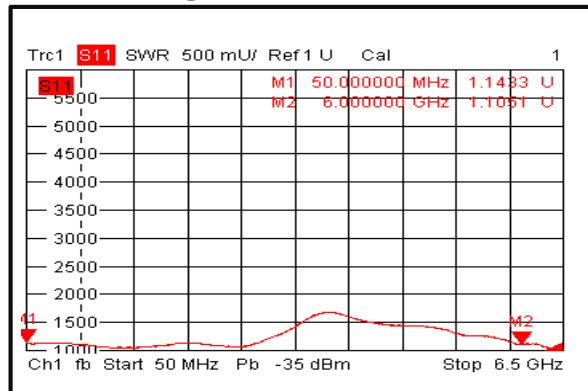
Isolation@+25°C



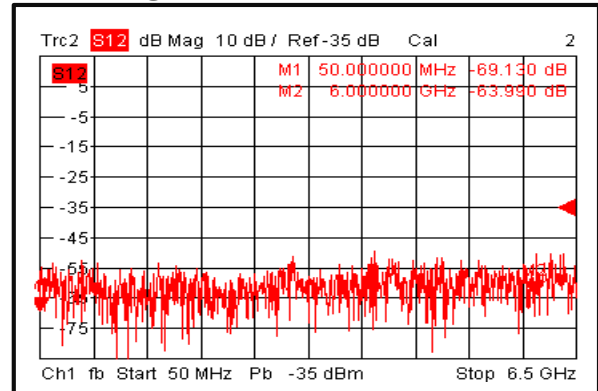
Gain@+85°C



Input VSWR@+85°C



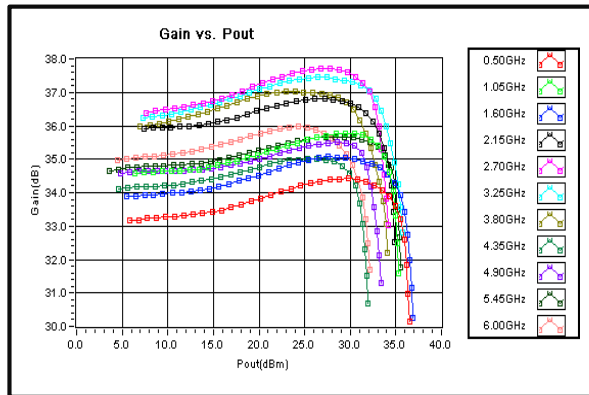
Isolation@+85°C



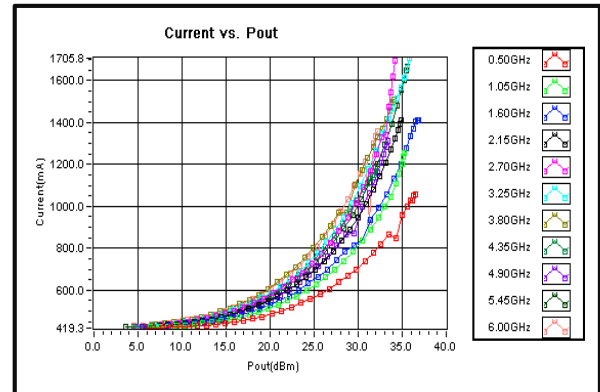
Wide Band Power Amplifier 0.02GHz ~ 6GHz



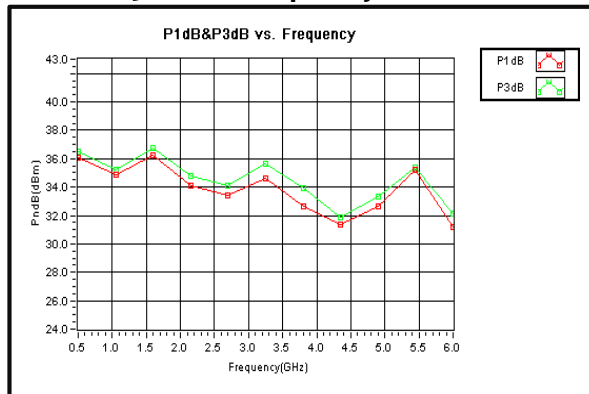
Gain vs. Output Power



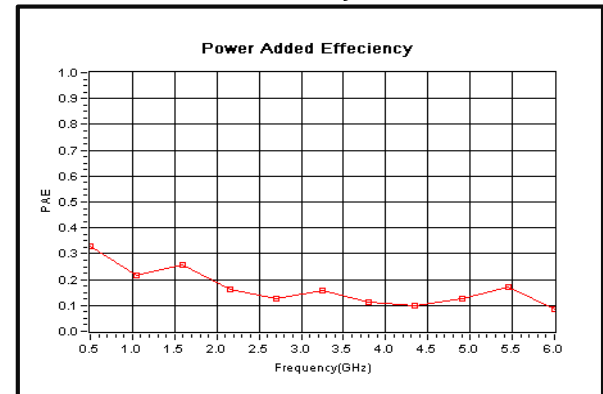
Current



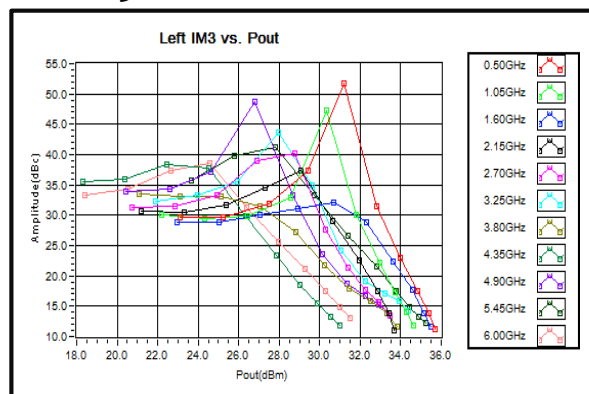
P1dB & P3dB vs. Frequency



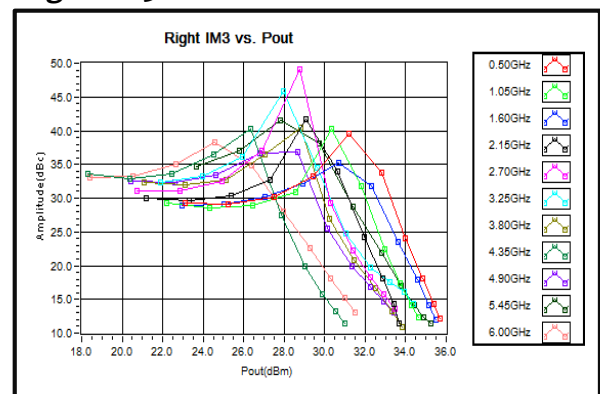
Power Added Efficiency



Left IM3 vs. Pout



Right IM3 vs. Pout



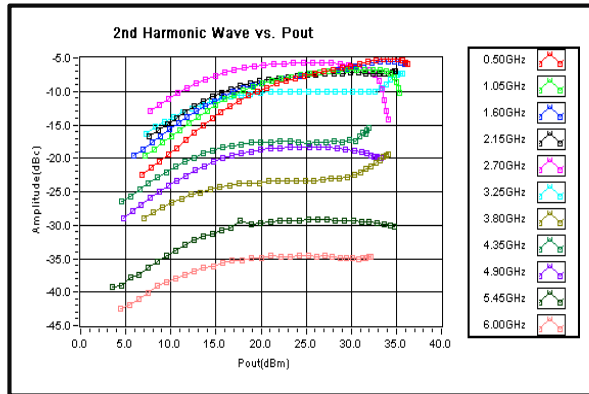


RF-LAMBDA

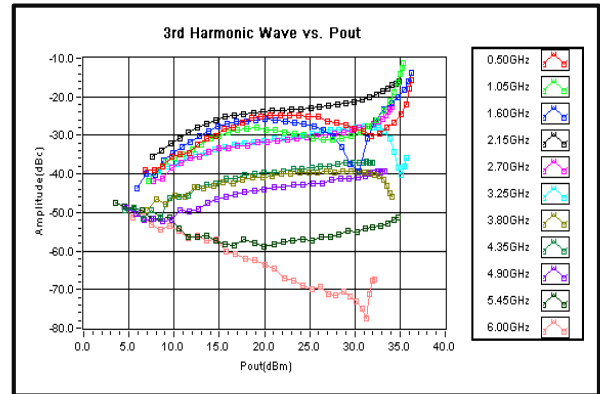
LEADER OF RF BROADBAND SOLUTIONS

RFLUPA02M06GA

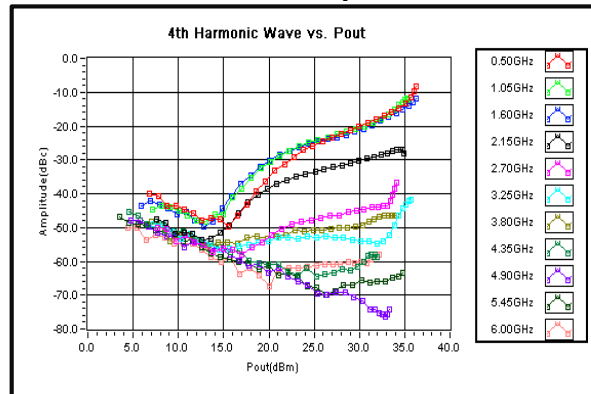
2nd Harmonic Wave Output Power



3rd Harmonic Wave Output Power



4th Harmonic Wave Output Power



Wide Band Power Amplifier 0.02GHz ~ 6GHz



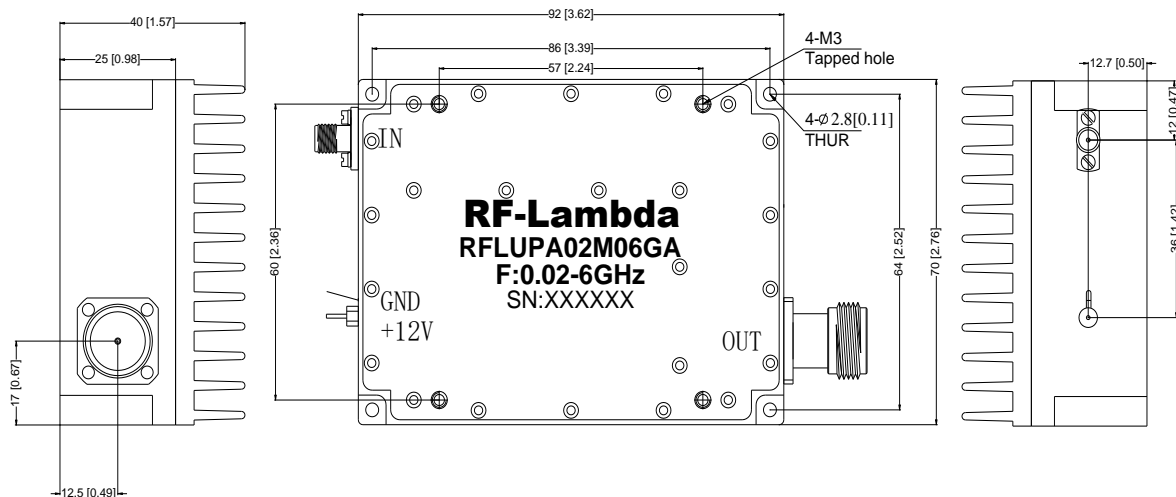
RF-LAMBDA

LEADER OF RF BROADBAND SOLUTIONS

RFLUPA02M06GA

Outline Drawing:

All Dimensions in mm [inches]



Heat Sink required during operation (Sold Separately)



Important Notice

The information contained herein is believed to be reliable. RF-Lambda makes no warranties regarding the information contained herein. RF-Lambda assumes no responsibility or liability whatsoever for any of the information contained herein. RF-Lambda assumes no responsibility or liability whatsoever for the use of the information contained herein. The information contained herein is provided "AS IS, WHERE IS" and with all faults, and the entire risk associated with such information is entirely with the user. All information contained herein is subject to change without notice. Customers should obtain and verify the latest relevant information before placing orders for RF-Lambda products. The information contained herein or any use of such information does not grant, explicitly or implicitly, to any party any patent rights, licenses, or any other intellectual property rights, whether with regard to such information itself or anything described by such information. RF-Lambda products are not warranted or authorized for use as critical components in medical, life-saving, or life sustaining applications, or other applications where a failure would reasonably be expected to cause severe personal injury or death.

Wide Band Power Amplifier 0.02GHz ~ 6GHz