

Coaxial High Pass Filter

50Ω 780 to 2800 MHz

VHF-740+



Maximum Ratings

Operating Temperature	-55°C to 100°C
Storage Temperature	-55°C to 100°C
RF Power Input*	7W max.

* Passband rating, derate linearly to 3W at 100°C ambient.
Permanent damage may occur if any of these limits are exceeded.

Features

- low cost
- small size
- 7 sections
- temperature stable
- excellent power handling, 7W

CASE STYLE: FF704

Connectors	Model
SMA	VHF-740+

+RoHS Compliant

The +Suffix identifies RoHS Compliance. See our web site for RoHS Compliance methodologies and qualifications

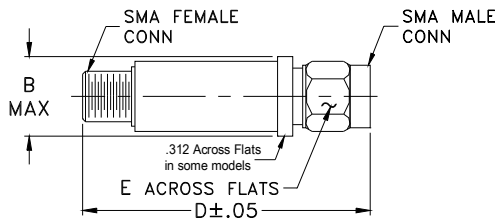
Applications

- sub-harmonic rejection
- transmitters/receivers
- lab use

Electrical Specifications (T_{AMB}=25°C)

STOP BAND (MHz) Min.	f _{co} , MHz Nom.	PASSBAND (MHz)		VSWR (:1) Typ.	NO. OF SECTIONS
		(loss < 1.3 dB)	(loss < 2 dB)		
(loss > 40 dB) (loss > 20 dB)	Typ.	Max.	Typ.	Frequency (MHz) Stopband 1.5:1	
430 550	740	900-2200	780-2800	20:1 780-1900	7

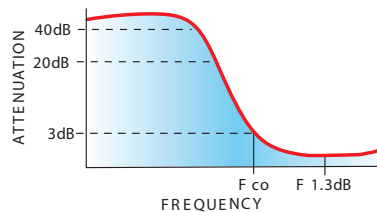
Outline Drawing



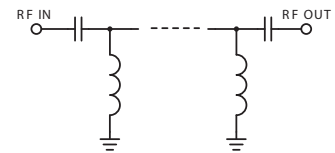
Outline Dimensions (inch/mm)

B	D	E	wt
.410	1.43	.312	grams
10.41	36.32	7.92	10.0

typical frequency response

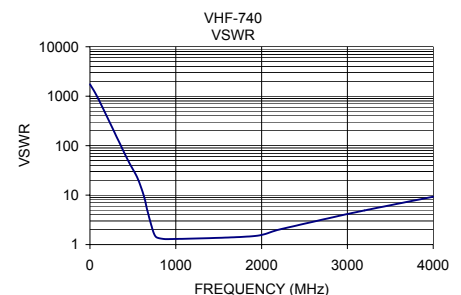
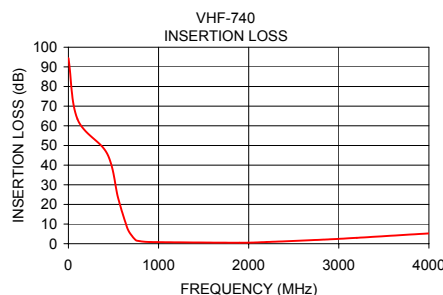


electrical schematic



Typical Performance Data

Frequency (MHz)	Insertion Loss (dB)	VSWR (:1)
1	94.42	1737.18
100	63.46	868.59
430	45.87	56.04
550	23.51	22.87
630	11.25	9.38
670	6.35	4.83
740	2.07	1.78
780	1.40	1.39
900	0.88	1.29
1900	0.51	1.48
2200	0.87	2.00
2800	2.00	3.47
3200	3.00	4.91
4000	5.24	9.28



Notes

- A. Performance and quality attributes and conditions not expressly stated in this specification document are intended to be excluded and do not form a part of this specification document.
B. Electrical specifications and performance data contained in this specification document are based on Mini-Circuit's applicable established test performance criteria and measurement instructions.
C. The parts covered by this specification document are subject to Mini-Circuits standard limited warranty and terms and conditions (collectively, "Standard Terms"); Purchasers of this part are entitled to the rights and benefits contained therein. For a full statement of the Standard Terms and the exclusive rights and remedies thereunder, please visit Mini-Circuits' website at www.minicircuits.com/MCLStore/terms.jsp



www.minicircuits.com P.O. Box 350166, Brooklyn, NY 11235-0003 (718) 934-4500 sales@minicircuits.com

REV. F
M151777
VHF-740+
EDR-6713
RVN/D/AM
150717
Page 1 of 1