

# Coaxial Low Pass Filter

50Ω

\*DC to 95 MHz

VLF-95+



CASE STYLE: FF704

Connectors	Model
SMA	VLF-95+

**+RoHS Compliant**

The +Suffix identifies RoHS Compliance. See our web site for RoHS Compliance methodologies and qualifications

## Maximum Ratings

Operating Temperature	-55°C to 100°C
Storage Temperature	-55°C to 100°C
RF Power Input*	8.5W max. at 25°C

\* Passband rating, derate linearly to 3.5W at 100°C ambient. Permanent damage may occur if any of these limits are exceeded.

## Features

- rugged uni-body construction, small size
- 7 sections
- excellent power handling, 8.5W
- temperature stable
- low cost
- protected by U.S. Patent 6,943,646

## Applications

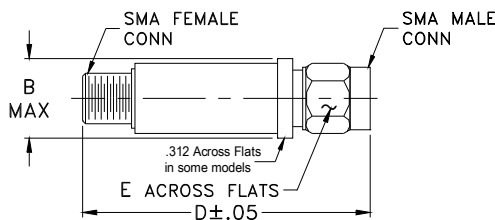
- harmonic rejection
- transmitters/receivers
- lab use

## Electrical Specifications at 25°C

PASSBAND (MHz) (loss < 1 dB)	fco, MHz Nom. (loss 3 dB)	STOP BAND (MHz) (loss, dB)			VSWR (:1)		NO. OF SECTIONS
		f 20 Min.	40 Typ.	fr 20 Typ.	Stopband Typ.	Passband Typ.	
Max.	Typ.						
*DC-95	165	230	255-1600	4500	20	1.2	7

\* Not for use with DC voltage at input and output ports

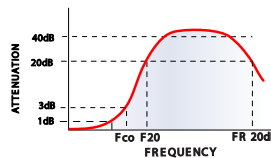
## Outline Drawing



## Outline Dimensions (inch/mm)

B	D	E	wt
.410	1.43	.312	grams
10.41	36.32	7.92	10.0

## typical frequency response

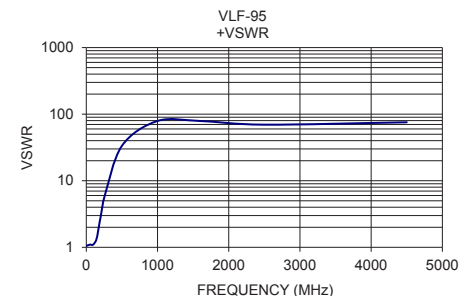
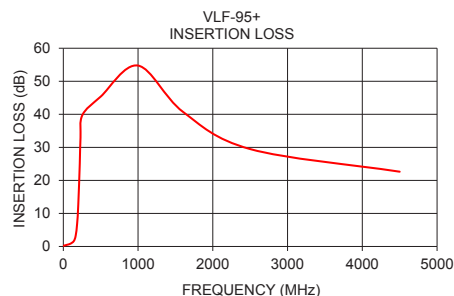


## electrical schematic



## Typical Performance Data at 25°C

Frequency (MHz)	Insertion Loss (dB)	VSWR (:1)
1	0.21	1.05
50	0.51	1.10
95	0.84	1.09
140	1.63	1.29
165	3.23	1.74
185	6.98	2.32
200	12.64	2.82
220	25.00	3.77
230	32.94	4.34
255	39.77	5.75
500	45.36	33.42
1000	54.75	78.97
1600	40.76	78.97
2500	29.48	69.49
4500	22.63	75.53



## Notes

- Performance and quality attributes and conditions not expressly stated in this specification document are intended to be excluded and do not form a part of this specification document.
- Electrical specifications and performance data contained in this specification document are based on Mini-Circuit's applicable established test performance criteria and measurement instructions.
- The parts covered by this specification document are subject to Mini-Circuits standard limited warranty and terms and conditions (collectively, "Standard Terms"); Purchasers of this part are entitled to the rights and benefits contained therein. For a full statement of the Standard Terms and the exclusive rights and remedies thereunder, please visit Mini-Circuits' website at [www.minicircuits.com/MCLStore/terms.jsp](http://www.minicircuits.com/MCLStore/terms.jsp)



[www.minicircuits.com](http://www.minicircuits.com) P.O. Box 350166, Brooklyn, NY 11235-0003 (718) 934-4500 sales@minicircuits.com

REV. F  
M151107  
VLF-95+  
ED-11960/3  
RVN/AD/CP/AM  
151012  
Page 1 of 1