

Precision Fixed Attenuator

50Ω 5W 8dB DC to 18000 MHz

BW-S8W5+



CASE STYLE: DC737

Connectors Model
SMA Female-SMA Male BW-S8W5+

+RoHS Compliant

The +Suffix identifies RoHS Compliance. See our web site for RoHS Compliance methodologies and qualifications

Maximum Ratings

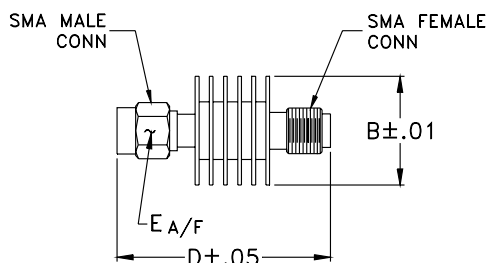
Operating Temperature -55°C to 100°C

Storage Temperature -55°C to 100°C**

**With mated connectors. Unmated, 85°C max.

Permanent damage may occur if any of these limits are exceeded.

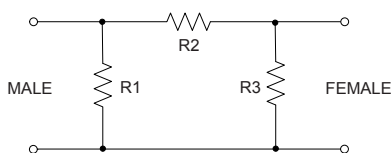
Outline Drawing



Outline Dimensions (inch/mm)

B	D	E	wt
.61	1.20	.312	grams
15.49	30.48	7.92	9.1

Electrical Schematic



Features

- DC to 18000 MHz
- precise attenuation
- excellent VSWR, 1.20 typ.
- stainless steel SMA male and female connectors

Applications

- matching
- instrumentation
- test set-ups

Electrical Specifications

FREQ. RANGE (MHz)	ATTENUATION ¹ (dB)		VSWR ² (:1)			MAX. INPUT POWER ³ (W)
	Nom.	ACCURACY	DC-4 GHz Max.	4-8 GHz Max.	8-12.4 GHz Max.	
f _L -f _U						
DC-18000	8	±0.60	1.20	1.25	1.30	5

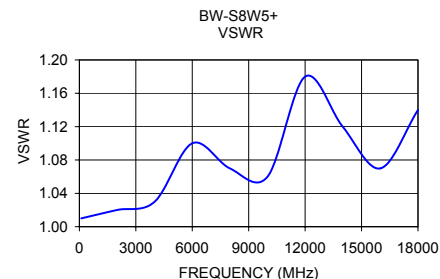
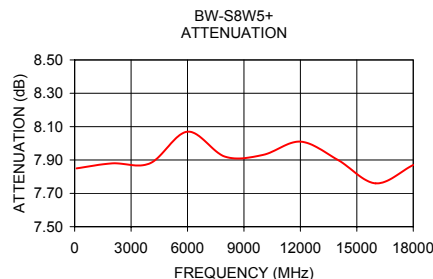
1. At 25°C, accuracy includes frequency and power variations. Temperature coefficient for attenuation: .0004dB/°C typ.

2. VSWR from 12.4 to 18 GHz, 1.6:1 typ.

3. Average power at 25°C ambient, derate linearly to 2W at 100°C. Peak Power 125W max. 5μsec pulse width, 100 Hz PRF.

Typical Performance Data

Frequency (MHz)	Attenuation (dB)	VSWR (:1)
100	7.85	1.01
2000	7.88	1.02
4000	7.88	1.03
6000	8.07	1.10
8000	7.92	1.07
10000	7.93	1.06
12000	8.01	1.18
14000	7.90	1.12
16000	7.76	1.07
18000	7.87	1.14



Notes

- A. Performance and quality attributes and conditions not expressly stated in this specification document are intended to be excluded and do not form a part of this specification document.
 B. Electrical specifications and performance data contained in this specification document are based on Mini-Circuit's applicable established test performance criteria and measurement instructions.
 C. The parts covered by this specification document are subject to Mini-Circuits standard limited warranty and terms and conditions (collectively, "Standard Terms"); Purchasers of this part are entitled to the rights and benefits contained therein. For a full statement of the Standard Terms and the exclusive rights and remedies thereunder, please visit Mini-Circuits' website at www.minicircuits.com/MCLStore/terms.jsp