

Surface Mount Power Splitter/Combiner

SCP-2-1A+ SCP-2-1A

2 Way-0° 50Ω

1 to 550 MHz



CASE STYLE: YY101
PRICE: \$10.45 ea. QTY(10-49)

Maximum Ratings

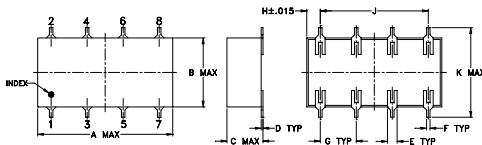
Operating Temperature	-40°C to 85°C
Storage Temperature	-55°C to 100°C
Power Input (as a splitter)	1W max.
Internal Dissipation	0.125W max.

Permanent damage may occur if any of these limits are exceeded.

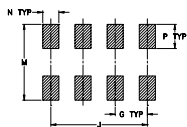
Pin Connections

SUM PORT	1
PORT 1	5
PORT 2	6
GROUND EXT.	2,3,4,7,8

Outline Drawing



PCB Land Pattern

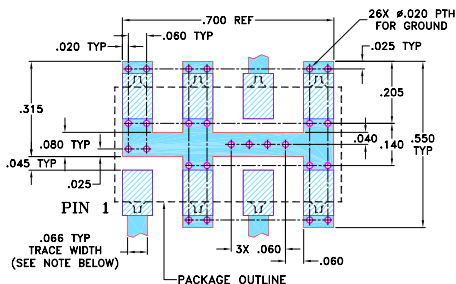


Suggested Layout,
Tolerance to be within ±.002

Outline Dimensions (inch/mm)

A	B	C	D	E	F	G
.75	.38	.20	.010	.050	.020	.200
19.05	9.65	5.08	0.25	1.27	0.51	5.08
H	J	K	M	N	P	wt
.075	.600	.450	.470	.100	.150	grams
1.91	15.24	11.43	11.94	2.54	3.81	1.6

Demo Board MCL P/N: TB-50+ Suggested PCB Layout (PL-060)



- NOTES: 1. TRACE WIDTH IS SHOWN FOR ROGERS R04350B WITH DIELECTRIC THICKNESS .030" ± .002". COPPER: 1/2 OZ. EACH SIDE. FOR OTHER MATERIALS TRACE WIDTH MAY NEED TO BE MODIFIED.
2. BOTTOM SIDE OF THE PCB IS CONTINUOUS GROUND PLANE.
3. DENOTES PCB COPPER LAYOUT WITH SMOBC (SOLDER MASK OVER BARE COPPER)
4. DENOTES COPPER LAND PATTERN FREE OF SOLDER MASK

Features

- wideband, 1 to 550 MHz
- low insertion loss, 0.3 dB typ.
- good isolation, 25 dB typ.
- good amplitude unbalance, 0.05 dB typ.

Applications

- VHF/UHF
- communications receivers & transmitters
- instrumentation

+ RoHS compliant in accordance with EU Directive (2002/95/EC)

The +Suffix identifies RoHS Compliance. See our web site for RoHS Compliance methodologies and qualifications.

Electrical Specifications

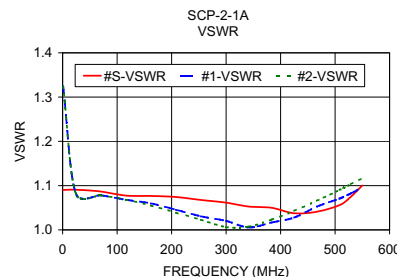
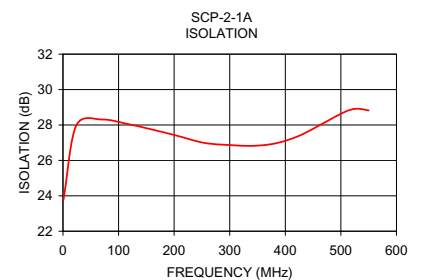
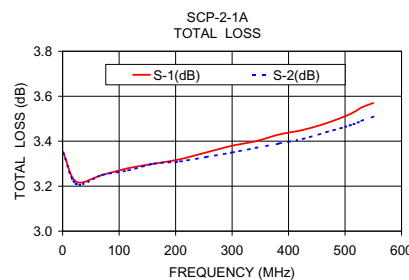
FREQ. RANGE (MHz)	ISOLATION (dB)			INSERTION LOSS (dB) ABOVE 3.0 dB			PHASE UNBALANCE (Degrees)			AMPLITUDE UNBALANCE (dB)								
	L	M	U	L	M	U	L	M	U	L	M	U						
f _L -f _U	Typ. Min.	Typ. Min.	Typ. Min.	Typ. Max.	Typ. Max.	Typ. Max.	Max.	Max.	Max.	Max.	Max.	Max.						
1-550	25	20	25	20	25	20	0.3	0.6	0.3	0.6	0.7	1.3	2.0	2.0	3.0	0.15	0.2	0.4

L = low range [f_L to 10 f_L] M = mid range [10 f_L to f_U/2] U = upper range [f_U/2 to f_U]

Typical Performance Data

Frequency (MHz)	Total Loss ¹ (dB) S-1	Total Loss ¹ (dB) S-2	Amplitude Unbalance (dB)	Isolation (dB)	Phase Unbalance (deg)	VSWR S	VSWR 1	VSWR 2
1.00	3.35	3.35	0.00	23.78	0.02	1.09	1.32	1.32
24.00	3.22	3.21	0.00	27.98	0.00	1.09	1.08	1.08
70.00	3.25	3.25	0.00	28.31	0.05	1.09	1.08	1.08
116.00	3.28	3.27	0.01	28.06	0.07	1.08	1.07	1.07
162.00	3.30	3.30	0.01	27.73	0.11	1.08	1.06	1.05
208.00	3.32	3.31	0.01	27.37	0.14	1.07	1.05	1.04
254.00	3.35	3.33	0.02	26.99	0.16	1.07	1.03	1.02
300.00	3.38	3.35	0.02	26.87	0.17	1.06	1.02	1.01
341.67	3.40	3.37	0.03	26.82	0.19	1.05	1.01	1.01
383.33	3.43	3.39	0.03	26.97	0.19	1.05	1.02	1.02
425.00	3.45	3.41	0.04	27.39	0.20	1.04	1.03	1.04
466.67	3.48	3.44	0.05	28.07	0.21	1.04	1.05	1.07
508.33	3.52	3.47	0.05	28.76	0.18	1.06	1.07	1.09
529.17	3.55	3.49	0.06	28.92	0.17	1.08	1.08	1.10
550.00	3.57	3.51	0.06	28.82	0.18	1.10	1.10	1.12

1. Total Loss = Insertion Loss + 3dB splitter loss.



electrical schematic



For detailed performance specs & shipping online see web site

Mini-Circuits®
ISO 9001 ISO 14001 AS 9100 CERTIFIED
IF/RF MICROWAVE COMPONENTS

P.O. Box 350166, Brooklyn, New York 11235-0003 (718) 934-4500 Fax (718) 332-4661 The Design Engineers Search Engine Provides ACTUAL Data Instantly at minicircuits.com

Notes: 1. Performance and quality attributes and conditions not expressly stated in this specification sheet are intended to be excluded and do not form a part of this specification sheet. 2. Electrical specifications and performance data contained herein are based on Mini-Circuit's applicable established test performance criteria and measurement instructions. 3. The parts covered by this specification sheet are subject to Mini-Circuits standard limited warranty and terms and conditions (collectively, "Standard Terms"); Purchasers of this part are entitled to the rights and benefits contained therein. For a full statement of the Standard Terms and the exclusive rights and remedies thereunder, please visit Mini-Circuits' website at www.minicircuits.com/MCLStore/terms.jsp.

REV. A
M127604
SCP-2-1A
HY/TD/CP
100611